



California Paint Stewardship Program

Annual Report July 1, 2015 – June 30, 2016



Submitted by

Jeremy Jones
West Coast Program Manager
(415) 590-0259
jjones@paint.org

Submitted to

Scott Smithline
Director
Department of Resources Recycling and Recovery (CalRecycle)
1001 I Street
Sacramento, CA 95814

Contents

Section 1. Contact Information	5
Section 2. Executive Summary	6
A. California Paint Stewardship Law and Annual Report	6
B. Year Four Program Highlights	7
B1. Sites, Events, and Services	7
B2. Collection Volume	7
B3. Operations	7
B4. Outreach and Education	8
Section 3. Program Outline	9
A. Paint Drop-Off Sites, Events, and Services	9
A1. Site Types	9
A2. Site Configuration	12
B. Paint Transportation and Processing	12
B1. Paint Transportation	12
B2. Latex Paint Processing	13
B3. Oil-Based Paint Processing	13
B4. Container Recycling	14
C. Best Management Practices for Drop-Off Sites	14
C1. Site Training and Guidelines	14
C2. Site Visits	15
C3. Paint Collection Bins	15
C4. Paint Acceptance Limits	15
C5. Scheduling Bin Pick-Ups	15
D. Coordination with Existing HHW Collection Programs & Retailers	16
D1. HHW Programs	16
D2. Retailers	16
Section 4. Description of Goals and Activities	17
A. Program Goals	17
B. Program Convenience	17
B1. Convenience Level (as measured by the revised convenience criteria)	18
B2. Site Maps	19

C. Paint Sales	24
D. Paint Processed and Recovery Rate	24
E. Methodology for Determining Volumes	26
F. Paint Disposition and Processors	26

Section 5. Financing Mechanism **30**

A. Financing Mechanism	30
A1. PaintCare Fee	31
A2. Total Program Cost	31
A3. Capital Costs	31
A4. Cost per Capita	31
A5. Cost per Gallon	31
A6. Education/Outreach	32
A7. End-of-Life Materials Management	32
A8. Administrative Costs	32
A9. Surplus Funding	33
A10. Five-Year Projections	33
B. Reserves Policy	34
C. Investment Activity and formation of Limited liability Companies	35

Section 6. Education and Outreach **36**

Introduction	36
A. Signage Displayed to Consumers	37
B. Written Materials for Contractors and Consumers	38
B1. Fulfillment of Orders for Written Materials	38
B2. Fact Sheets for Contractors	38
B3. Additional Fact Sheets for Stakeholders	39
C. Promotional Materials or Activities Explaining Product Stewardship	39
C1. Press Releases and Earned Media	39
C2. Facebook	40
C3. Commercial Radio	40
C4. Public Radio	41
C5. Print Advertising	41
C6. Television and Online Video	43
C7. Online Advertising	43
C8. Outdoor Billboards and Bus Signs	44

C9. Joint Outreach Projects with Local Government	45
C10. Latino Audience Study	45
D. Website	45
F. Awareness Survey	46
Section 7. Audits	48

Appendix

Section A.	PaintCare Drop-Off Sites and Services
Section B.	Independent Financial Audit
Section C.	Outreach Materials and Awareness Survey
Section D.	Retail Site Guideline and Training Presentation
Section E.	Registered Manufacturers
Section F.	Dewberry GIS Report

Section 1. Contact Information

Regulatory Citation

Title 14. Division 7. Chapter 11. Article 2. Architectural Paint Recovery Program.

Section 18954. Annual Report Compliance Criteria.

(a) The annual report must contain the following:

(1) Contact information. Identify the manufacturer or stewardship organization responsible for the annual report submittal. Stewardship organizations shall include an updated list of participating manufacturers and any updates to their respective contact information per §18952(a)(2).

Stewardship Organization

PaintCare Inc., a non-profit 501(c)(3) organization, was formed to serve as the representative stewardship organization of architectural paint manufacturers to fulfill their obligations under the California Paint Stewardship Law. PaintCare was created by the American Coatings Association, the primary trade association of the paint and coatings industry. PaintCare's Board of Directors consists of eleven non-paid representatives of architectural paint manufacturers.

PaintCare representation is open to all architectural paint manufacturers.

A current list of participating manufacturers and their mailing addresses is included in the appendix.

Section 2. Executive Summary

Regulatory Citation

Title 14, Chapter 11. Article 2. Architectural Paint Recovery Program

Section 18954. Annual Report Compliance Criteria.

(a) The annual report must contain the following:

(2) Executive Summary. The purpose of the Executive Summary is to provide a broad understanding of the manufacturer or stewardship organization's program as a whole and to put into context the data and information that will follow. Provide a brief description of the manufacturer or stewardship organization's architectural paint recovery efforts during the reporting period pursuant to PRC §48705(a). This may include anticipated steps, if needed, to improve performance and a description of challenges encountered during the reporting period and how they will be addressed. This may also include a description of paint container management and market development activities if the manufacturer or stewardship organization has chosen to engage in those activities.

A. CALIFORNIA PAINT STEWARDSHIP LAW AND ANNUAL REPORT

In September 2010, Governor Schwarzenegger signed Assembly Bill 1343 (Huffman), the California Paint Stewardship Law. This law requires manufacturers of architectural paint to develop and implement a program to reduce the generation of postconsumer architectural paint, promote the reuse of postconsumer architectural paint, and to provide a system for the management of postconsumer architectural paint in an environmentally sound manner that includes collection, transportation, processing, recycling, and proper disposal.

The California program began October 19, 2012. PaintCare, on behalf of participating paint manufacturers, submits an annual report to the California Department of Resources Recycling and Recovery (CalRecycle). Annual reports cover the period July 1 – June 30. As prescribed in Section 48700 of the California Public Resources Code and further detailed in Title 14, Section 18954 of the California Code of Regulations, the information submitted in an annual report shall be organized according to this standard outline:

- (A) Contact Information
- (B) Executive Summary
- (C) Program Outline
- (D) Description of Goals and Activities Based on the Stewardship Plan
- (E) Financing Mechanism
- (F) Education and Outreach
- (G) Audits

B. YEAR FOUR PROGRAM HIGHLIGHTS

B1. Sites, Events, and Services

- ◆ Provided 776 year-round paint drop-off sites consisting of paint retailers, municipal household hazardous waste (HHW) facilities, solid waste transfer stations, and other voluntary locations to create a network of convenient paint drop-off points in California. Through the 776 year-round sites, provided access to a year-round site within 15 miles for 98.0% of the state's population.
- ◆ Managed paint from 247 HHW drop-off events, an increase of 38 over the previous year. PaintCare also planned, promoted, and held five paint-only drop-off events. Paint-only event locations were chosen to provide recycling opportunities in previously underserved areas with either high local demand or limited access based on existing locations. To ensure success of paint-only events, PaintCare coordinated site selection and event promotion with local agencies and HHW programs.
- ◆ Provided 210 ad hoc direct pick-ups from businesses, institutions and others that had accumulated more than 300 gallons of paint at their sites. In addition, provided recurring direct pick-ups of large volumes of paint from 38 sites.
- ◆ Partnered with 16 door-to-door-only HHW programs to manage paint collected through their service.

B2. Collection Volume

- ◆ Collected and processed 3,127,052 gallons of postconsumer paint, of which 95% was reused, recycled back into paint or another product, or used for a purpose other than landfill; 48% of the paint came through retail and other non-municipal sites and services; 52% came from municipal sites and services.
- ◆ Increased reuse volume by 84%. This is a clear positive outcome arising from the revised reimbursement structure for HHW facilities, reuse stores, and other partners that can distribute paint to the public for reuse. As of June 30, 2016, PaintCare had 28 program partners reporting reuse, an increase of 8 during the reporting period.
- ◆ Recycled approximately 1,754 tons of plastic and metal paint cans.

B3. Operations

- ◆ Addressed retail bin storage space challenges by engaging retail partners in the effort. Stores have often shared with California's regional coordinators that hosting more bins results in higher employee and customer satisfaction by allowing store staff to manage shipments less frequently and accommodate the needs of more customers. Relaying this message widely has provided retailers new insight on PaintCare's role in enhancing the paint retail experience. This has resulted in many stores voluntarily deciding to increase the number of bins they host.

- ◆ Continued efforts to establish partnerships with household hazardous waste programs through engagement at conferences, local meetings, in-person site visits, and conference calls. During the reporting period, 24 additional HHW program contracts were added, bringing the total to 105 as of June 30, 2016. (Note that many HHW programs manage several sites as part of their program; therefore, the total number of HHW sites participating in PaintCare is much higher than 105.)
- ◆ Awarded the California Product Stewardship Council's Bow & Arrow Award for coalition building at the 2016 California Resource Recovery Association annual conference.

B4. Outreach and Education

- ◆ Continued and enhanced the comprehensive outreach campaign to educate consumers on the program, the amount and purpose of the PaintCare fee, and convenient recycling opportunities, while also promoting buying the right amount of paint and using up leftovers.

Section 3. Program Outline

Regulatory Citation

Title 14. Division 7. Chapter 11. Article 2. Architectural Paint Recovery Program

Section 18954. Annual Report Compliance Criteria.

(a) The annual report must contain the following:

(3) Program Outline. Describe the paint stewardship program, including information on the following topics:

(A) A description of the methods used to collect, transport, and process postconsumer architectural paint, by type, in California.

(B) Description of how each consumer of architectural paint in California had an opportunity to recycle and properly manage their postconsumer paint on a state wide basis, including the number, location, and type of collection points located in the state.

(C) Description of best management practices followed by service providers that are acting as collection points, which may include any training that the manufacturer or stewardship organization provided or required of service providers to ensure proper collection and management of postconsumer paint.

(D) A statement that the manufacturer or stewardship organization coordinated with existing household hazardous waste collection programs and retailers as potential collection points per Section 18953(a)(3)(E) and (F) during the reporting period.

A. PAINT DROP-OFF SITES, EVENTS, AND SERVICES

A1. Site Types

PaintCare continued to grow its paint collection system in both urban and rural communities. The methods used to collect paint from the public include the following:

- ◆ Paint retailers including paint, hardware, and building supply stores
- ◆ HHW collection facilities and events
- ◆ Solid waste transfer stations, recycling centers, and landfills
- ◆ Material reuse stores (e.g., Habitat for Humanity ReStore)
- ◆ Paint-only drop-off events
- ◆ Direct pick-up service for sites that have accumulated more than 300 gallons of postconsumer paint (most commonly painting contractors) [Note: PaintCare is changing its terminology for the large

volume direct pick-up service (formerly referred to as the LVP service). Sites that receive a single or infrequent pick-up (less than 3 per year) are now referred to as “ad hoc direct pick-up sites,” while sites that receive pick-ups on an on-going basis are now referred to as “recurring direct pick-up sites.” Recurring sites sign a contract with PaintCare to allow them to keep PaintCare collection bins on site and fill them as they accumulate leftover paint. Ad hoc sites do not have a contract with PaintCare and do not keep PaintCare collection bins on site. Instead, PaintCare haulers deliver bins on the scheduled pick-up date, hauler and site staff fill the bins together, and the bins are taken off site immediately by the hauler.]

- ◆ Partnership with door-to-door HHW programs

PaintCare had 776 year-round drop-off sites in California at the end of the reporting period. For the purpose of defining convenience, PaintCare considers a site (including events), defined by the physical address, as “year-round” if the site is open at least one day per month, every month of the year. Sites that are open less frequently are considered supplemental sites. Sites that close for business or stop participating in the PaintCare program during the reporting period are also considered supplemental and are noted as being partial-year only.

In addition to the 776 year-round sites, the program managed paint from 247 HHW drop-off events, held five paint-only drop-off events, partnered with 16 door-to-door collection programs, had 22 supplemental sites, provided 210 ad hoc direct pick-ups of large volumes of paint (more than 300 gallons), and serviced 38 businesses and organizations that generated large volumes of paint on a recurring basis.

Paint-only event locations were chosen to provide recycling opportunities in previously underserved areas with either high local demand or limited access based on existing drop-off locations. Sites were chosen using a combination of GIS/population data, distances from existing drop-off locations, and consultation with local HHW programs on suitable event sites. In lieu of a paint-only event, PaintCare also consults with community representatives on alternative means of paint recovery that PaintCare can arrange.

The following tables summarize PaintCare sites and services during the reporting period, with a comparison to the previous reporting period.

SUMMARY OF PAINTCARE DROP-OFF SITES AND SERVICES

YEAR-ROUND SITES	YEAR 3 FY2015	YEAR 4 FY2016
Paint Retailers	583	607
HHW Facilities	106	111
Transfer Stations / Landfills / Recycling Centers	25	N/A
Transfer Stations	N/A	30
Landfills	N/A	3
Recycling Centers	N/A	5
Other Sites	7	6
Paint Recyclers	6	6
Reuse Stores	5	7
HHW Event Site	1	1
Total	733	776

SUPPLEMENTAL SITES AND SERVICES

HHW Events	209	247
Ad Hoc Direct Pick-Ups	184	210
Recurring Direct Pick-Ups	24	38
Door-to-Door Programs	16	16
Seasonal HHW Facilities	11	10
PaintCare Paint-Only Events	9	5
Paint Retailers (partial-year only)	9	10
Other Sites	2	2
Paint Recycler (partial-year only)	1	1

[Notes regarding the table: (1) HHW events do not include a small number HHW events where PaintCare pays for paint processing and transportation from a consolidation facility, but not internal transportation to the HHW consolidation facility. (2) The number of HHW events listed for Year 3 is 17 more than listed in the Year 3 report; this is a correction due to late reporting by HHW program partners in Year 3. (3) Only stand-alone door-to-door programs are counted. While PaintCare also partners with HHW facilities that also host door-to-door operations, such as Folsom, they are not included to avoid counting these HHW programs twice. (4) "Other Sites" include fire stations, municipal public works yards, and other types of paint drop-off sites that do not fall into the primary categories.]

The locations of the year-round sites, supplemental sites, and direct pick-up sites are shown in the maps in Section 4 of the report as part of the convenience analysis. A full list of all sites and door-to-door program partners is provided in the appendix.

A2. Site Configuration

All PaintCare drop-off sites accept both latex paint and oil-based paint. Direct pick-up sites may also manage both latex and oil-based paint through PaintCare, but with some limits on oil-based paint volumes.

Retail drop-off sites and paint-only drop-off events accept paint from both residents and qualifying businesses, while HHW programs, transfer stations, and some other locations may limit participation to their normal service area and customers, which may not include businesses. Direct pick-up sites may be household and businesses (and other entities).

PaintCare pays for paint collection bins, training materials, transportation of paint from the site, and paint processing for all drop-off and direct pick-up sites. Spill kits are also provided to most sites. PaintCare also negotiates payment for additional services with HHW sites, transfer stations, and some other sites. Additional services include:

- ◆ Paint reuse
- ◆ Latex paint reprocessing
- ◆ Oil-based paint bulking
- ◆ Transportation from remote sites to a primary location, referred to as internal transportation

B. PAINT TRANSPORTATION AND PROCESSING

B1. Paint Transportation

PaintCare employed two main haulers in the reporting period for statewide transportation services: Clean Harbors Environmental Services and Stericycle Environmental Services (formerly PSC Environmental Services). PaintCare also worked with select haulers that held existing contracts with HHW programs including Veolia Environmental Services, Waste Management, and Visions Paint. A number of HHW programs also provided internal transportation services to PaintCare.

Haulers schedule pick-up appointments in two ways: (1) by request as needed, or (2) on a set schedule (e.g., every Monday). Haulers are responsible for delivery of empty collection bins and program supplies and for picking up full bins from drop-off sites. Haulers provide PaintCare all data on the transportation and processing of program products taken from all sites to their final destination. Shipments of program products from HHW facilities who have partnered with PaintCare are arranged between the facility and hauler, typically to coincide with the sites' regular shipments of other HHW. Contracted haulers and their downstream processors are subject to audit by PaintCare.

Various paint collection containers are used in the program. Most drop-off sites pack unopened paint cans into cubic yard bins. A few sites pack paint cans into large shipping containers (20 cubic yard or larger), and some bulk (pour off) paint into drums. Full collection bins of commingled paint (latex and oil-based paint cans in the same

collection container) are transported to the hauler's facilities for sorting by type. From there, latex paint is transported to a latex paint recycler and oil-based paint and other solvent-based program products are transported to downstream processors. Collection containers of paint sorted at drop-off sites (typically by HHW programs) are either shipped to the hauler's facilities for transportation efficiency or are shipped direct to downstream processors.

Containers with commingled paint and containers with only latex paint are shipped from sites using a bill of lading. Containers with only oil-based paint are shipped using a hazardous waste manifest.

B2. Latex Paint Processing

The following describes how latex paint was processed during the reporting period.

Reuse. Reuse programs generally screen for paint containers that are at least 50% full and in good condition and give them away free or sell them to the local community.

Recycled Paint. The largest portion of latex paint was used to manufacture recycled-content paint by HHW programs (also referred to as "reprocessing" in this report) and private paint recyclers. The following HHW programs reprocessed paint during the reporting period: Kern, Lake, Mendocino, San Bernardino, Santa Cruz, San Rafael, and San Francisco). Recycled paint was given away to the local community by HHW programs and sold through domestic and international markets by private recyclers.

Decorative Ground Cover. A small portion of hardened latex paint was used by Acrylatex Coatings & Recycling in Azusa, CA, to create a product sold as a decorative ground cover. The product is made by grinding dried paint into small pieces, and then finished with colorant and a protective coating.

Concrete Products. A portion of latex paint was used by Visions Environmental in Oroville, CA, as a raw material to manufacture interlocking retaining wall blocks and parking stops for passenger and commercial vehicles.

Energy Recovery. A portion of latex paint processed by Amazon Environmental in Riverside, CA, was combined with sawdust to create a fuel for a waste-to-energy facility in Southern California.

Alternative Daily Cover. The County of Santa Cruz used latex paint as a component of alternative daily cover (ADC) for their landfill.

Disposal. Dry and unusable latex paint was sorted out by processors and sent to various landfills.

B3. Oil-Based Paint Processing

The following describes how oil-based paint was processed during the reporting period.

Reuse. Reuse programs generally screen for paint containers that are at least 50% full and in good condition and give them away free or sell them to the local community.

Energy Recovery. Clean Harbors transported some oil-based paint to Crosby & Overton in Long Beach, CA, where it was bulked and blended to be used as a fuel.

Stericycle transported oil-based paint to their California facilities and their facility in Avalon, TX, where it was bulked and blended and transported to Rineco in Benton, AR, or Ash Grove in Foreman, AR, to be used as a fuel.

Veolia transported oil-based paint to their Azusa, CA facility, where it was bulked and blended and transported to Rineco in Benton, AR, to be used as a fuel.

Waste Management transported oil-based paint to their California facilities where it was consolidated and shipped to Stericycle in Inglewood, CA, and Veolia in Richmond, CA, where it was bulked and blended and shipped to Rineco in Benton, AR to be used as a fuel.

Incineration. Clean Harbors transported some oil-based paint for use as a fuel at their own hazardous waste incinerators in Kimball, NE, and La Porte, TX.

B4. Container Recycling

Downstream paint processors and HHW programs sent empty metal and plastic paint containers for recycling when possible. Commodity market conditions have an impact on the extent to which container recycling is feasible.

C. BEST MANAGEMENT PRACTICES FOR DROP-OFF SITES

PaintCare has contract agreements with all of its drop-off sites, both retail and municipal, as well as door-to-door programs, and recurring direct pick-up sites. For municipal sites that do not operate their own sites, PaintCare contracted either directly with the municipality or with their site operator.

PaintCare requires all sites to be staffed during operating hours, store program products in a secure location, and follow all procedures covered in site trainings and PaintCare site guidelines.

C1. Site Training and Guidelines

With the exception of HHW programs for which it is optional, all other sites received an on-site, in-person training and training binder. The binder includes program guidelines, a training presentation, record-keeping forms, and signage. The binder is required to be kept on-site and readily available. The training and guidelines cover:

- ◆ Identification of program and non-program products
- ◆ Acceptable containers
- ◆ Whom to accept paint from and how much
- ◆ Screening procedure for Conditionally Exempt Small Quantity Generators (CESQGs) and the required log form
- ◆ Proper storage
- ◆ Spill response procedures and reporting requirements

- ◆ How to schedule a pick-up
- ◆ Required paperwork and retention schedules
- ◆ Employee training

Variations of these guidelines are provided to retail stores, reuse stores, transfer stations, recurring direct pick-up sites, and other types of sites. Current versions of the retail site guidelines and retail training presentation are in the appendix.

Retailers and other non-HHW drop-off sites are not allowed to accept PaintCare products without original labels or not in original containers. However, HHW programs often receive unlabeled containers and products not in their original containers in the course of normal operations and have the skills and tools to identify whether the material is an acceptable program product. This operational distinction is an example of how site guidelines vary depending on site type.

C2. Site Visits

Drop-off sites received site visits throughout the year by PaintCare regional coordinators to check on operations, answer questions, and provide additional program outreach materials. PaintCare has five regional coordinators in California.

C3. Paint Collection Bins

Drop-off sites are equipped with one or more collection bins in which to store program products. Sites are required to keep collection bins in a secure location that is not directly accessible to the public. Depending on location of the bins, and preference of the site, PaintCare supplies three types of bins: two heights of fiber bins (made of corrugated cardboard), and reusable bins (plastic).

C4. Paint Acceptance Limits

PaintCare requires sites to accept at least 5 gallons of paint per customer per day. Some drop-off sites voluntarily accept more than 5 gallons; many accept up to 20 gallons per customer. A few stores accept up to 100 gallons, while some recyclers, transfer stations, and HHW sites accept unlimited volumes of latex paint.

C5. Scheduling Bin Pick-Ups

All drop-off sites are advised to order a bin pick-up when they have reached 50 percent of their storage capacity. Sites in urban areas receive pick-ups within five business days of a request; sites in rural areas receive pick-ups within ten business days. Many sites in high volume areas have also been placed on an automatic pick-up schedule.

D. COORDINATION WITH EXISTING HHW COLLECTION PROGRAMS & RETAILERS

D1. HHW Programs

PaintCare has continued its efforts to partner with all HHW programs. Kings, Mariposa, Modoc, and Tulare, are the only counties with an HHW program that do not partner with PaintCare as of June 30, 2016. Imperial County has chosen not to collect paint at their HHW facility and refers its participants to local PaintCare retail locations. As of June 2016, PaintCare had established contracts with 105 HHW programs (an increase of 24 from the previous year's 81) and expects this number to increase in the coming year. The following HHW programs were newly added during the reporting period were: Orange, Salinas Valley (Monterey), Sierra, and Yuba-Sutter. County programs (or agencies) with an existing PaintCare partnership that added sites to their contracts and expanded their participation during the program year included: El Dorado, Humboldt, Lake, Madera, Napa-Vallejo, Riverside, Shasta, Siskiyou, and Western Placer.

D2. Retailers

PaintCare put together and maintains a comprehensive list of California paint retailers including independent and corporate stores. As the program has evolved, so have relationships with retailers. In addition to recruiting new sites through in-person site visits, PaintCare regional coordinators worked closely with store management and corporate contacts to set up new retail sites or transition stores that close or move.

In recognition of its partnership efforts with both retail stores and HHW programs, the California Product Stewardship Council awarded PaintCare the Bow & Arrow award for coalition building at the 2016 California Resource Recovery Association annual conference.



PaintCare team members pose with the 2016 CPSC Bow & Arrow award. From left: Jeremy Jones (California Program Manager), Nicole Hall, Daria Kent, Nichole Dorr, Brandon Nelson-Zarrahay, and Terri Ryan (regional program coordinators).

Section 4. Description of Goals and Activities

Statutory Citation

Title 14. Division 7. Chapter 11. Article 2. Architectural Paint Recovery Program

Section 18954. Annual Report Compliance Criteria.

(a) The annual report must contain the following:

(4) Description of goals and activities based on the stewardship plan. State goals from the approved stewardship plan, the baseline from which goals were measured, and report on achievement during the reporting period. Describe any adjustments to goals stated in the approved stewardship plan that may be made for the upcoming reporting period and accompanying rationale for those changes. The annual report must include quantitative information and discussion on the following categories pursuant to PRC §48705(a) and PRC §48703(d):

(A) The total volume of architectural paint sold, by type, in the state during the preceding reporting period.

(B) The total volume of postconsumer architectural paint recovered, by type, in the state during the preceding reporting period.

(C) Disposition of postconsumer paint collected, by type and by estimated volume, including name(s) and corporate address(es) for contracted processors for each

A. PROGRAM GOALS

The California Paint Stewardship Law required PaintCare to establish goals to reduce the generation of postconsumer paint, to promote the reuse of postconsumer paint, and for the proper end-of-life management of postconsumer paint, based on current household hazardous waste program information.

This section of the report addresses architectural paint recovery and recycling goals. Section 6 (Education and Outreach) addresses postconsumer paint reduction and reuse goals.

B. PROGRAM CONVENIENCE

As described in the Program Plan, to ensure adequate collection coverage, Geographic Information System (GIS) modeling was used to determine the number and distribution of drop-off sites needed to provide a convenient program. The following convenience criteria were applied and resulted in a goal of 750 drop-off sites:

Distribution Criterion. To provide statewide coverage, establish sites within 15 miles of 90% of the state's population.

Density Criterion: To address densely populated areas, provide an additional site for every 30,000 residents of a population center (as defined in the Program Plan).

PaintCare is requesting a modification to the density criterion based on findings related to the initial program planning model. The revised criterion will be:

Revised Density Criterion: To address densely populated areas, provide an additional site for every 50,000 residents of an Urbanized Area (as defined by the U.S. Census Bureau).

A detailed report prepared by Dewberry, a professional services firm with expertise in geographic mapping and analysis, is included in the appendix. The report explains the initial GIS planning model, changes proposed to it by the firm that developed it, and Dewberry's recommendation for a different planning and analysis model, which has been applied to obtain the results that follow. The proposed change in the density criterion leads to a decrease in the total number of sites needed to provide a convenient program (based on the revised density criterion) – 41 sites to satisfy the distribution criterion and 642 to satisfy the revised density criterion. PaintCare, however, is not requesting to reduce the target number of sites and remains committed to the original baseline goal of 750 drop-off sites.

B1. Convenience Level (as measured by the revised convenience criteria)

California had a fair number of HHW programs prior to implementation of the PaintCare program. However, service levels varied across the state, and many HHW programs did not accept paint (and other hazardous waste) from businesses. With the addition of more than 600 new year-round paint drop-off sites, PaintCare has made it significantly more convenient to recycle paint in the state, particularly for businesses.

The combination of new year-round drop-off sites (primarily paint retailers) and partnerships with the existing year-round HHW programs provided a site within 15 miles of 98.0% of the state's population – satisfying the distribution target of the program.

As noted earlier, the revised density criterion applies to Urbanized Areas with a population of 50,000 or greater – there are 57 such areas in California. Four of the larger Urbanized Areas have been subdivided into smaller regions, increasing the number of Urbanized Areas and subregions to 73. The Dewberry report explains the reasons for subdividing some of the areas.

The revised GIS models determined the number of sites needed within each Urbanized Area and subregion. As of June 30, 2016, 23 of the 73 Urbanized Areas and subregions do not meet the revised density criterion targets. However, when including supplemental sites in the analysis, only 12 areas continue not to meet density criterion targets. The details for each Urbanized Area and subregion, including the target number of sites and coverage levels at the end of the reporting period are included in the Dewberry report.

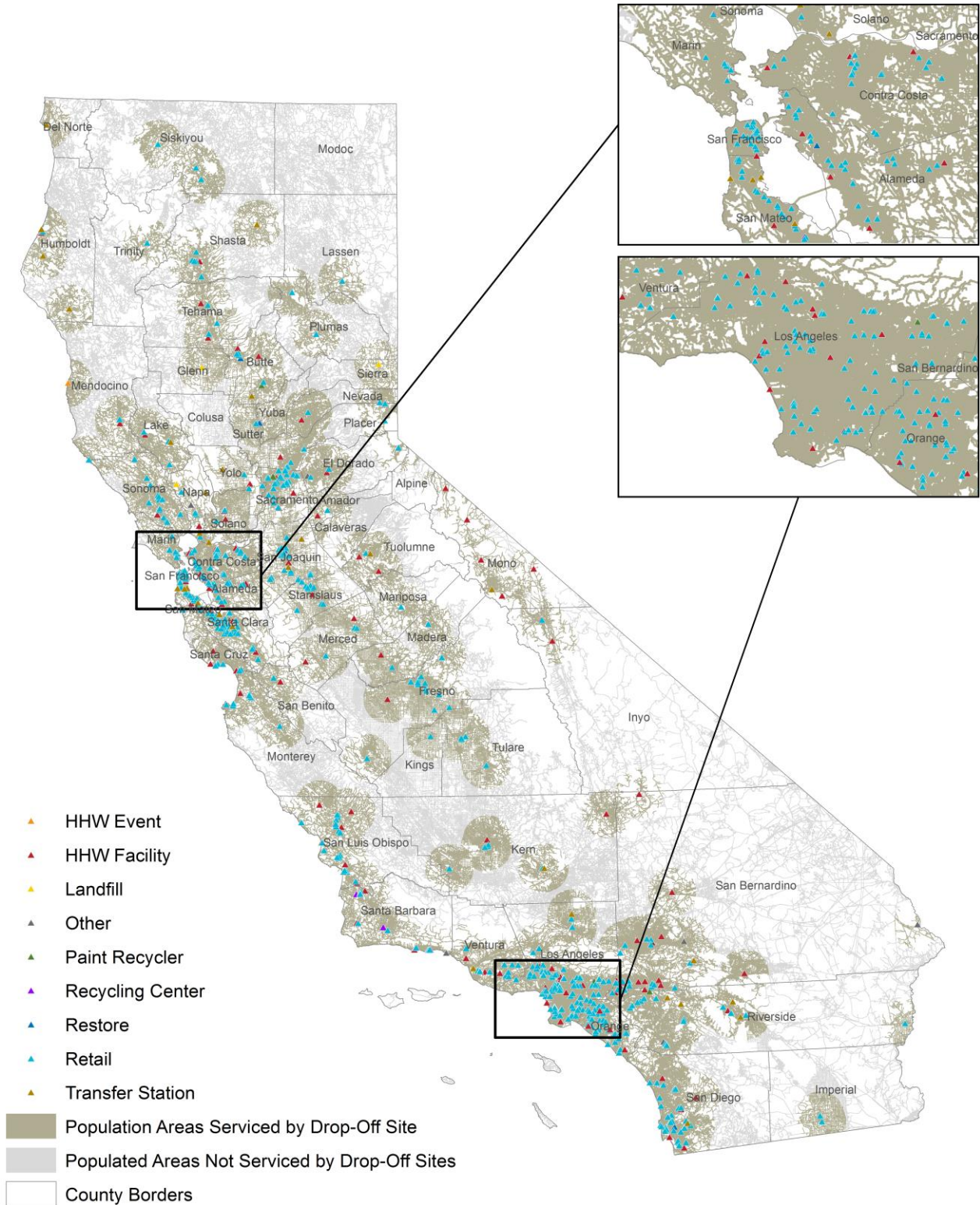
Following CalRecycle's approval of the proposed revision to the density criterion, PaintCare will work with CalRecycle to determine how best to address the remaining underserved areas of the state, including the 23 (or 12) Urbanized Areas and subregions providing less than one additional site for every 50,000 residents in the area.

B2. Site Maps

Section 3 of this report described the number and types of paint drop-off sites offered by the program. The maps on the following pages shows their locations.

- ◆ The first map shows the locations of year-round drop-off sites and their 15-mile service radius.
- ◆ The second map shows the locations of supplemental sites and their 15-mile service radius.
- ◆ The third map shows both year-round and supplemental sites and their 15-mile service radius.
- ◆ The fourth map shows the locations of ad hoc and recurring direct pick-up sites. Though the direct pick-up service provides tremendous convenience for its users, these sites are not included in any convenience analysis or reporting because they are not public drop-off sites and therefore do not add to the program's convenience level for the general public. Similarly, door-to-door programs are also not included in any convenience analysis, nor are they included in any map since we do not track their service area.

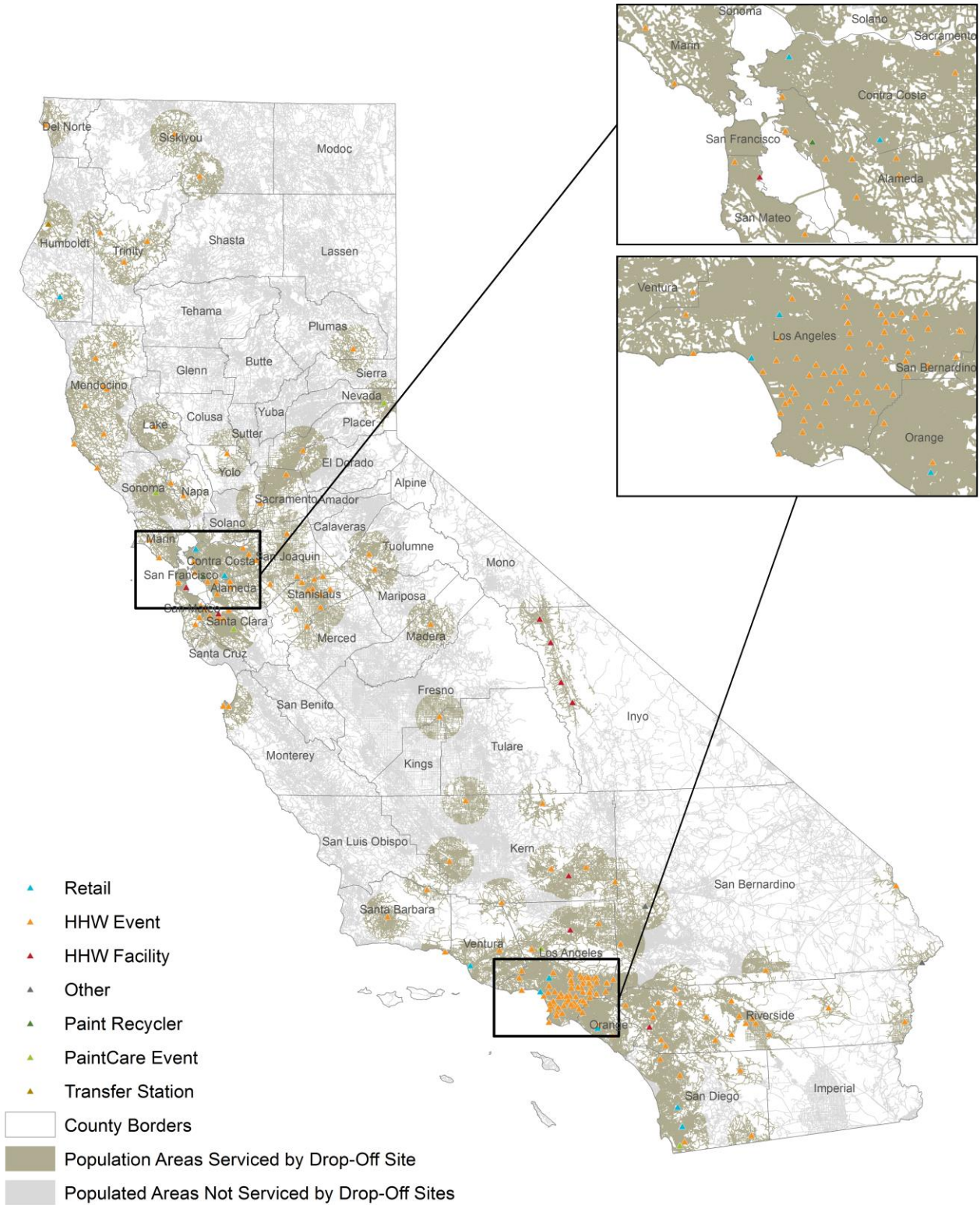
YEAR-ROUND SITES



Data Sources: PaintCare and US Census Bureau 2010 / 2013 Tiger Line Files



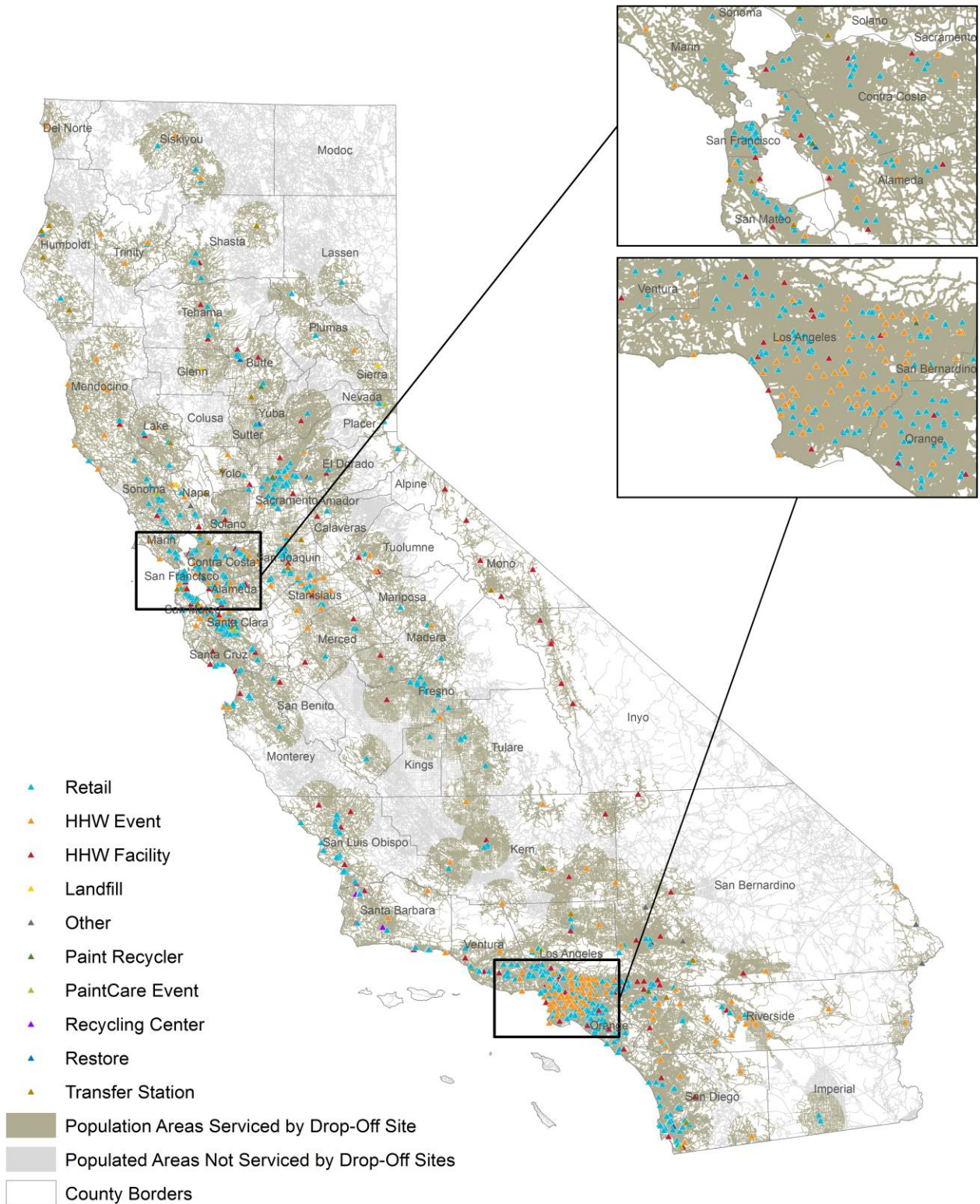
SUPPLEMENTAL SITES



▲ Data Sources: PaintCare and US Census Bureau 2010 / 2013 Tiger Line Files



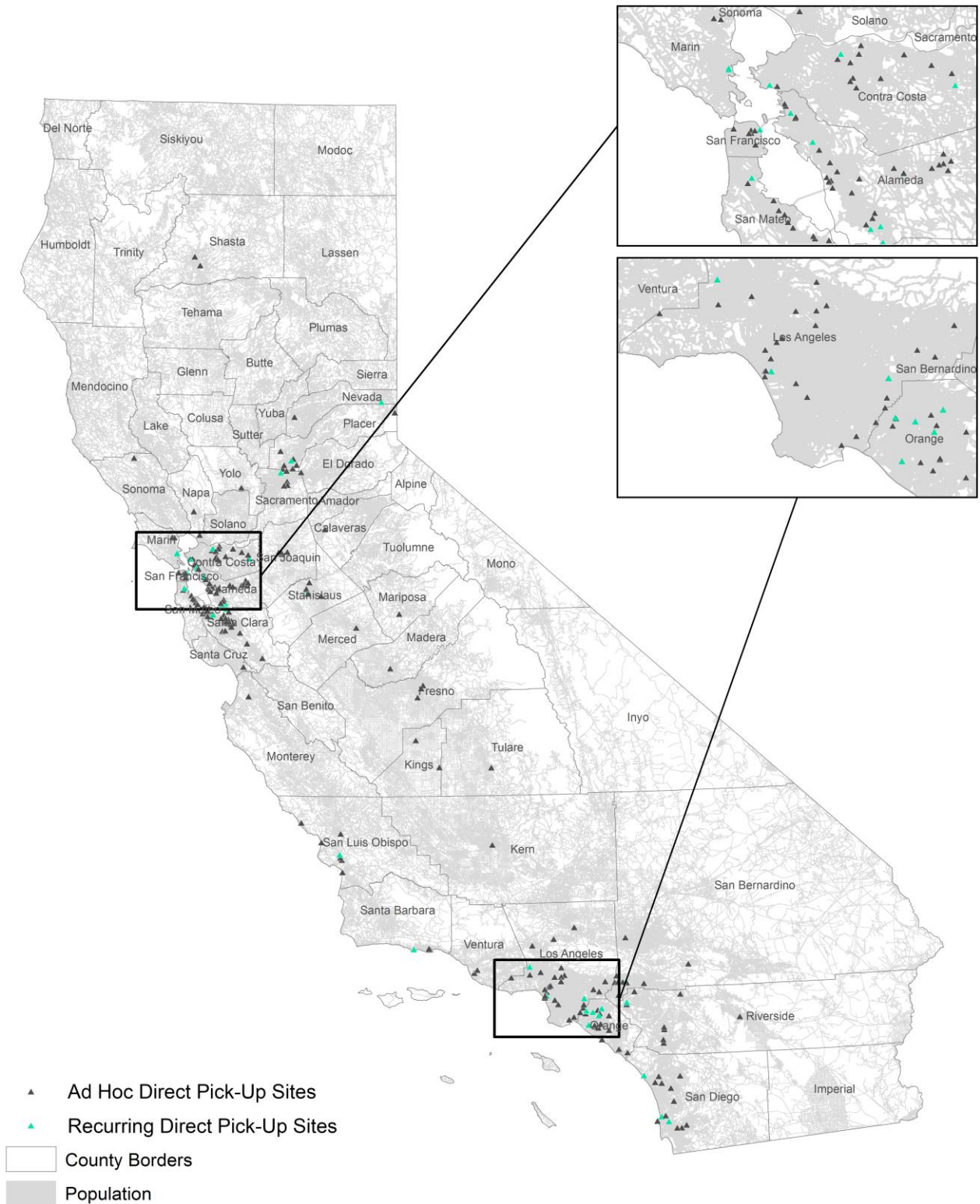
YEAR-ROUND AND SUPPLEMENTAL SITES



Data Sources: PaintCare and US Census Bureau 2010 / 2013 Tiger Line Files



AD HOC AND RECURRING DIRECT PICK-UP SITES



 Data Sources: PaintCare and US Census Bureau 2010 / 2013 Tiger Line Files



C. PAINT SALES

The volume of architectural paint sold in the reporting period was 69,417,929 gallons, an increase of approximately 5.7% from the previous reporting period. The following table shows paint sales, broken out by container size categories, in each reporting period.

CONTAINER SIZE	PAINT SALES				
	YEAR 1 FY2013 (8.5 MOS.)	YEAR 2 FY2014	YEAR 3 FY2015	YEAR 4 FY2016	YEAR 4 FY2016 %
Half pint or smaller	22,460	34,282	39,346	39,560	<1
Larger than half pint to less than 1 gallon	1,424,506	2,593,694	2,580,108	2,757,695	4
1 gallon	14,140,793	24,655,049	23,339,626	24,010,339	35
Larger than 1 gallon up to 5 gallons	23,333,335	41,295,290	39,749,115	42,610,335	61
Total Gallons	38,921,094	68,578,315	65,700,195	69,417,929	100

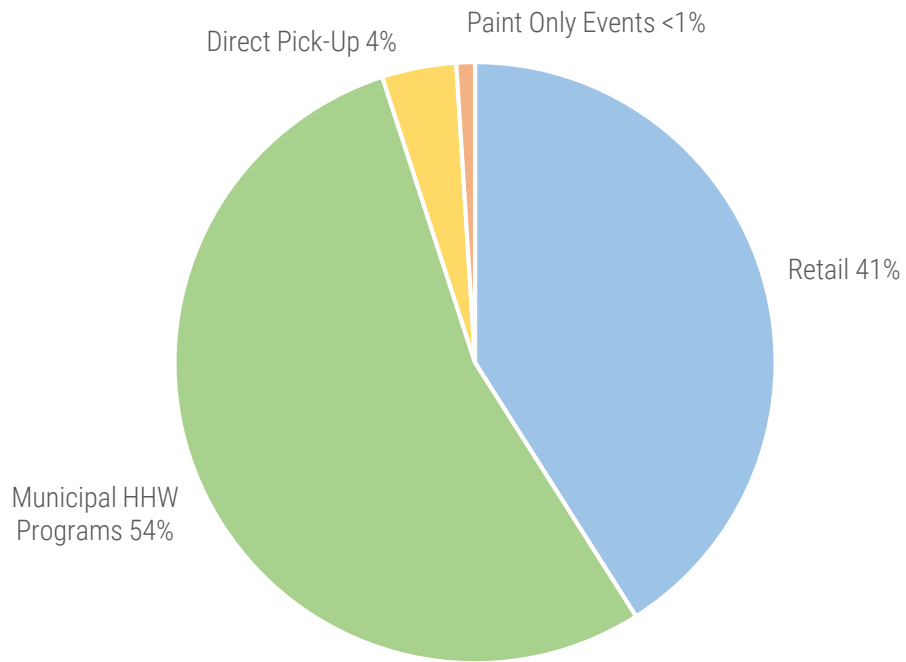
D. PAINT PROCESSED AND RECOVERY RATE

A total of 3,127,052 gallons of postconsumer architectural paint was processed during the reporting period. A small portion of paint collected during the year has not yet been processed and is not included in this report's processing and disposition figures; a gap in the time between collection and processing occurs every year, but balances out from year to year.

In previous annual reports, PaintCare committed to measuring year-over-year changes in processed volume. With nearly all HHW programs in partnership with PaintCare, year 4 results show steady progress toward an expected 7% recovery rate. The following table provides a breakdown of the volume of paint processed by type, as well as recovery rate, for each reporting period. Recovery rate is the volume of paint collected and processed divided by the volume of paint sold in the same reporting period. The table also show year-over-year changes in the volume of paint processed.

	GALLONS PROCESSED AND RECOVERY RATE				
	YEAR 1 FY2013 (8.5 MOS.)	YEAR 2 FY2014	YEAR 3 FY2015	YEAR 4 FY2016	YEAR 4 FY2016 %
Oil-Based Paint Processed	77,138	360,949	459,079	498,277	16
Latex Paint Processed	555,514	1,654,748	2,258,228	2,628,775	84
Total Paint Processed	632,652	2,015,697	2,717,307	3,127,052	100
Gallons Sold	38,921,094	68,578,315	65,700,195	69,417,929	
Recovery Rate	1.6%	2.9%	4.1%	4.5%	
Increase in Gallons Processed Since the Previous Reporting Period	N/A	1,383,045	701,610	409,745	
Increase in Gallons Processed Since the Previous Reporting Period (%)	N/A	219%	35%	15%	

In the reporting period, 54% of paint processed came from municipal programs (this includes HHW facilities and events, as well as municipal transfer stations and other municipal sites that collect paint). Paint from retail stores made up 41% of the volume, direct pick-up service 4%, and paint-only collection events accounted for 0.25% as shown in the following pie chart:



E. METHODOLOGY FOR DETERMINING VOLUMES

PaintCare was provided aggregate data by each service provider for total paint reused and processed.

For haulers, one of two methods was applied: (1) For data where the weight of paint processed was provided by recyclers to haulers, packaging weight assumptions were made by each hauler and removed from the total weights. Next, a conversion factor of 10 pounds per gallon was applied to weight data to obtain volume. (2) For data where actual volume of paint processed was provided by recyclers to haulers, no conversions were applied and the volume data was reported as-is to PaintCare.

For HHW programs that reprocessed latex paint, data provided to PaintCare was the volume of paint reprocessed and given out to the public. If the paint was not given away in the reporting period, even if reprocessed during the reporting period, it was not counted in the reporting period.

For a reuse program operated by either an HHW program or a reuse store, data was calculated one of the following two ways: (1) Containers were counted or weighed, then converted to gallons using an agreed upon methodology; or, (2) the site tracked container sizes and converted to gallons using an agreed upon methodology.

F. PAINT DISPOSITION AND PROCESSORS

PaintCare contracts for processing and proper end-of-life management of all program products either directly or through the program's haulers. In addition, to support the waste hierarchy of reduce, reuse, recycle, PaintCare encourages and provides financial compensation for reuse and reprocessing.

As described previously, paint was managed in the following ways during the reporting period:

Latex Paint. Reuse, recycled paint, decorative ground cover, concrete products, energy recovery, alternative daily landfill cover (ADC), and disposal.

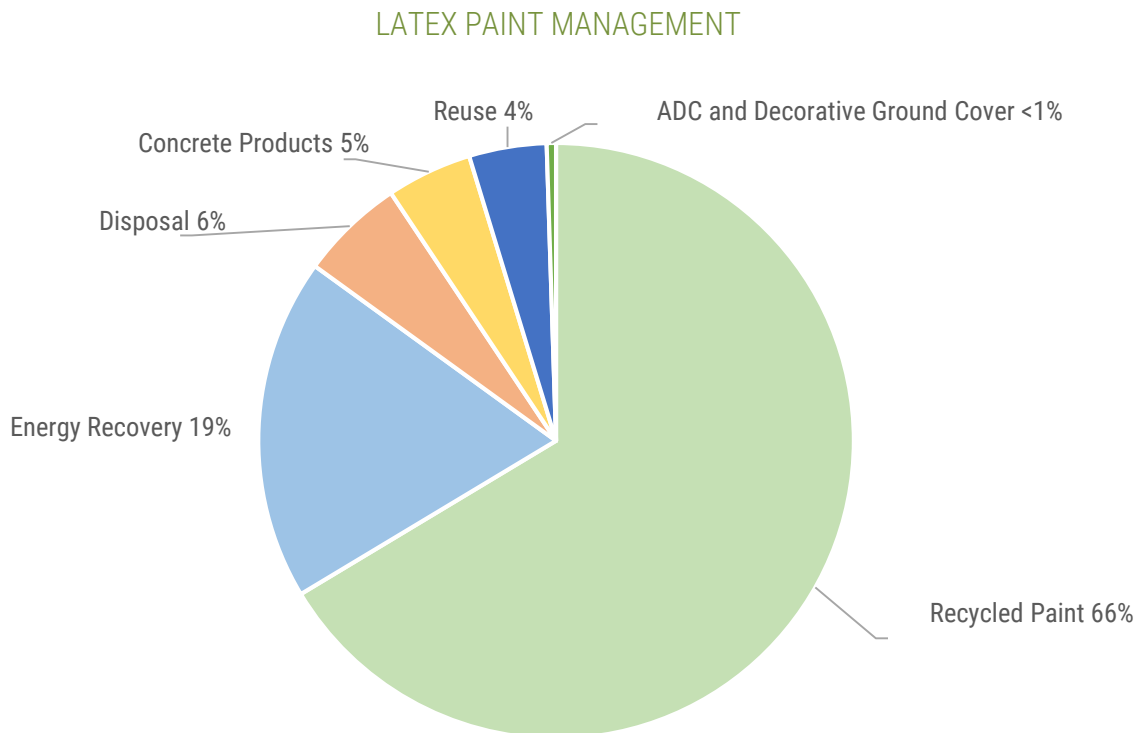
Oil-Based Paint. Reuse, fuel

The following table and figures illustrate latex and oil-based paint disposition in the reporting period, in order of the waste management hierarchy:

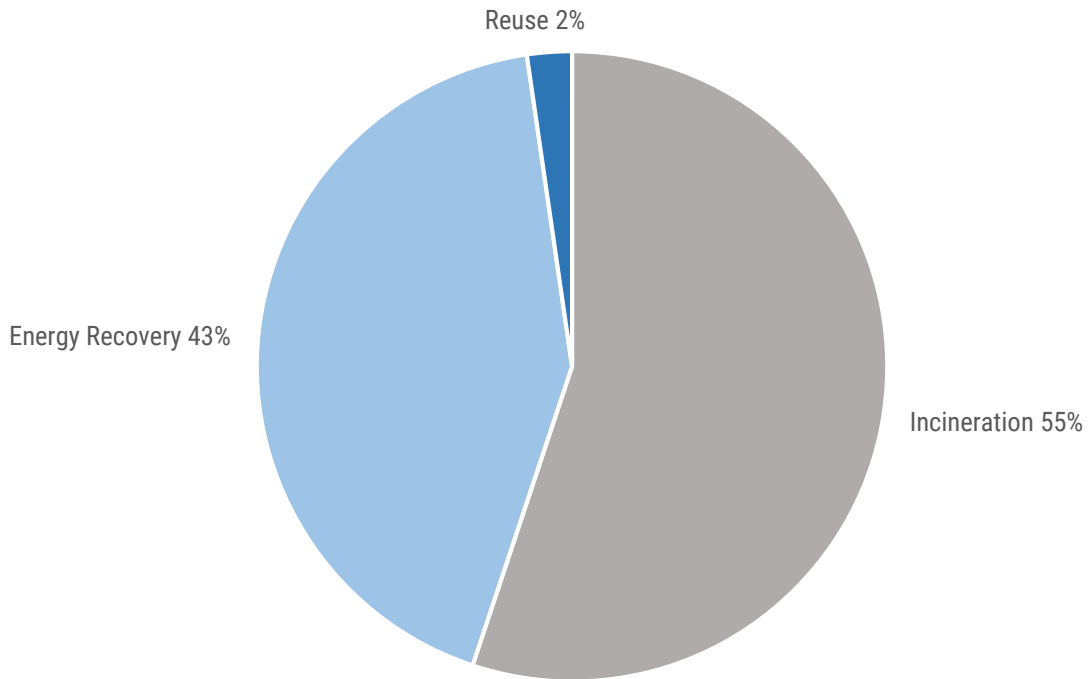
SUMMARY OF PAINT MANAGEMENT

LATEX PAINT DISPOSITION	YEAR 3 FY2015 GALLONS	YEAR 3 FY2015 %	YEAR 4 FY2016 GALLONS	YEAR 4 FY2016 %
Reuse	56,420	3	111,843	4
Recycled Paint	1,634,113	72	1,744,380	66
Decorative Ground Cover	3,555	<1	3,590	<1
Concrete Products	109,371	5	122,034	5
Energy Recovery	335,623	15	488,452	19
Alternative Daily Landfill Cover (ADC)	4,500	<1	9,700	<1
Disposal	114,646	5	148,776	6
Total Latex	2,258,228	100	2,628,775	100

OIL-BASED PAINT DISPOSITION	YEAR 3 FY2015 GALLONS	YEAR 3 FY2015 %	YEAR 4 FY2016 GALLONS	YEAR 4 FY2016 %
Reuse	10,571	2	11,444	2
Energy Recovery	189,258	41	212,229	43
Incineration	259,250	57	274,604	55
Total Oil-Based	459,079	100	498,277	100



OIL-BASED PAINT MANAGEMENT



The following tables list paint processors that managed PaintCare paint during the reporting period.

LATEX PAINT PROCESSORS

Acrylatex Coatings & Recycling, Inc.	1000 W Kirkwall Rd, Azusa, CA 91702
Amazon Environmental, Inc.	5101 Raley Blvd, Sacramento, CA 95838
Amazon Environmental, Inc.	779 Palmyrita Ave, Riverside, CA 92507
Coatings Group, LLC	1312 South Allec St, Anaheim, CA 92805
GDB International, Inc.	17396 Mockingbird Rd, Nashville, IL 62263
Visions Environmental, LLC	4801 Feather River Blvd #20, Oroville, CA 95965
Visions Paint Recycling, Inc.	4105 S Market Ct Ste A, Sacramento, CA 95834
Visions Paint Recycling, Inc.	4481 Kilzer Ave, McClellan AFB, CA 95652
Waste Management	4785 Elati St Ste 7, Denver, CO 80216

OIL-BASED PAINT PROCESSORS

Ash Grove	4343 Highway 108, Foreman, AR 71836
Chemicals Reclamation Services, LLC (Stericycle)	405 Powell St, Avalon, TX 76623
Clean Harbors Environmental Service (Kimball Facility)	2247 South Hwy 71, Kimball, NE 69145
Clean Harbors Environmental Services (Deer Park Facility)	2027 Independence Pkwy S, La Porte, TX 77571
Crosby & Overton	1610 W 17th St, Long Beach, CA 90813
Rineco	819 Vulcan Rd, Benton, AR 72015

Section 5. Financing Mechanism

Regulatory Citation

Title 14. Division 7. Chapter 11. Article 2. Architectural Paint Recovery Program

Section 18954. Annual Report Compliance Criteria.

(a) The annual report must contain the following:

(5) Financing Mechanism. The annual report shall include the total cost of implementing the architectural paint stewardship program and an evaluation of how the program's funding mechanism operated, including whether or not the funding was sufficient to recover, but not exceed, the administrative, operational, and capital costs of the manufacturer or stewardship organization's program. Include a statement that any surplus funds are put back into the program to reduce the costs of the program, including the assessment amount. Any proposed change in the amount of the architectural paint stewardship assessment must be submitted to the department for re-approval (see §18952. Submittals). If a manufacturer or stewardship organization conducts activities that are separate from the implementation and management of the California paint stewardship program, then the annual report shall include documentation on how the collection and expenditure of assessment funds shall be kept separate from other activities of the manufacturer or stewardship organization and the methodology for distribution of shared costs. Consistent with PRC §48705(a)(5), the annual report shall include the following:

(A) Assessment amount per container

(B) Total program cost

(C) Capital costs

(D) Cost(\$)/capita

(E) Cost(\$)/gallon collected

(F) Education/Outreach (% of total program cost)

(G) End-of-life materials management (% of total program cost, with line items for reuse, transportation, recycling, fuel incineration, and proper disposal)

(H) Program administration (% of total program cost, including annual administrative fee for service payments to the department)

(I) Surplus funding, if any, and how it will be applied to reduce program costs

A. FINANCING MECHANISM

PaintCare maintained its financing mechanism and fully covered the cost of continuing to implement the program through the reporting period. The funding system places an assessment (PaintCare fee) on every container of

architectural paint sold in California. The fees were set at a rate to cover but not exceed the cost of implementing the California program.

A surplus has been accumulated, due to delays that took place in the first two reporting periods to sign up HHW programs. Now that nearly all of the state's HHW programs take part in PaintCare, additions to the program reserve have slowed. Based on current projections, the program is likely to start using the surplus in FY2018.

A1. PaintCare Fee

The program utilizes the following approved fee structure.

PAINTCARE FEE STRUCTURE	
CONTAINER SIZE	FEE
Half pint or smaller	\$ 0.00
Larger than half pint to smaller than 1 gallon	\$ 0.35
1 gallon	\$ 0.75
Larger than 1 gallon up to 5 gallons	\$ 1.60

A2. Total Program Cost

Total program cost for the reporting period was \$32,177,703.

The independent financial audit of the California PaintCare program (referred to in the financial audit by its formal name, the California Architectural Paint Recovery Program) is in the appendix. Detailed information on program costs are included in the audit.

A3. Capital Costs

There were no capital costs during the reporting period.

A4. Cost per Capita

The cost per capita during the reporting period was \$0.82.

Cost per capita was calculated using the US Census Bureau's 2015 estimate of California population of 39,144,818.

A5. Cost per Gallon

The cost per gallon (processed) during the reporting period was \$10.29, compared to \$9.66 in the previous year.

Note that PaintCare uses and reports processed volume rather than collected volume because not all paint collected during a reporting period is delivered to a processor and/or processed during the same reporting period.

A6. Education/Outreach

Education/outreach cost for the reporting period was \$5,175,408 – 16% of total program costs.

A7. End-of-Life Materials Management

Transportation cost for the reporting period was \$3,025,499 – 9.5% of total program costs.

Processing cost for reuse, recycled paint, decorative ground cover, concrete products, alternative daily cover, energy recovery, incineration, and disposal was \$17,013,461 for the reporting period – 52.9% of total program costs.

Actual cost broken down by specific disposition is not available due to the format of transport and processing vendors' contract pricing, which maximizes (and charges the program for) highest-best use, generally considered to be paint-to-paint recycling at this time.

The costs for each disposition method are estimated below:

DISPOSITION METHOD	ESTIMATED COST	% OF TOTAL PROGRAM COST (\$32,177,703)
Recycled Paint	\$9,799,695	30.5
Energy Recovery	\$3,936,336	12.2
Incineration	\$1,542,688	4.8
Disposal	\$835,803	2.5
Concrete Products	\$685,570	2.1
Reuse	\$152,266	0.5
Alternative Daily Landfill Cover	\$40,934	0.1
Decorative Ground Cover	\$20,168	<0.1
Total	\$17,013,461	52.9

A8. Administrative Costs

Administrative costs (also called indirect costs or corporate expenses) are those that are shared by all jurisdictions that have passed a paint stewardship law, such as salaries for DC-based corporate staff who work on activities for all states. Other corporate expenses include construction of data management systems, legal fees, and general communications.

The corporate allocation for each PaintCare jurisdiction is the proportion of its population relative to the population of all PaintCare jurisdictions combined. California's share of the corporate activity allocation was 64% at the end of the reporting period. Administrative costs were \$2,635,625 or 8% of total program costs.

Service payments to CalRecycle are not presented as an administrative expense in the audited financial statements, but rather as a direct California operational expense. Payment to CalRecycle for the reporting period was \$403,490 or 1% of total program costs.

A9. Surplus Funding

The net assets of the California program at the end of the reporting period were \$39,442,812. Net assets is also referred to as *accumulated surplus*. The following table summarizes program revenue and expenses for each reporting period.

FINANCIAL SUMMARY

REVENUE	YEAR 1 FY2013	YEAR 2 FY2014	YEAR 3 FY2015	YEAR 4 FY2016
PaintCare fees	\$20,066,570	\$35,237,602	\$ 33,834,028	\$ 35,503,835
Total revenue	20,066,570	35,237,602	33,834,028	35,503,835
EXPENSES				
Operations	8,159,652	16,182,408	24,280,786	29,542,078
Administrative	1,154,644	1,485,130	1,964,196	2,635,625
Total expenses		17,667,538	26,244,982	32,177,703
Investment allocation	n/a	n/a	62,378	1,002,624
Change in net assets	10,752,274	17,570,064	7,651,424	4,328,756
Net assets, beginning of the reporting period	(859,706)	9,892,568	27,462,632	35,114,056
Net assets, end of the reporting period	\$9,892,568	\$27,462,632	\$ 35,114,056	\$ 39,442,812

A10. Five-Year Projections

Using observations from the Oregon program – the longest running PaintCare program – which has continued to increase its volume into its seventh year, PaintCare believes that collection volume in California will continue to increase for a number of years. PaintCare has also observed that increased revenue from sales is typically more than exceeded by expenses from a concurrent increase in paint collections. Last year, PaintCare projected a surplus in FY2016 of \$4,648,474, compared with an actual FY2016 surplus of \$4,328,756 – a close prediction of the narrowing gap between revenue and expenses.

The status of the reserve and its use is reviewed below using a five-year projection of expected revenues and expenses, based on the following assumptions:

- ◆ Program revenue remains approximately the same as the current reporting period
- ◆ Collection volume will increase eight percent each year
- ◆ Transportation and processing prices will increase 2.5% each year

FIVE YEAR PROJECTIONS

	YEAR 4 FY2016	YEAR 5 FY2017	YEAR 6 FY2018	YEAR 7 FY2019	YEAR 8 FY2020	YEAR 9 FY2021
Total revenue	\$ 35,503,835	\$ 35,503,835	\$ 35,503,835	\$ 35,503,835	\$ 35,503,835	\$ 35,503,835
Total expenses	31,175,079	34,510,812	38,203,469	42,291,240	46,816,402	51,825,757
Change in net assets	4,328,756	993,023	(2,699,634)	(6,787,405)	(11,312,567)	(16,321,922)
Net assets beginning of period	35,114,056	39,442,812	40,435,835	37,736,201	30,948,796	19,636,229
Net assets end of period	\$ 39,442,812	\$ 40,435,835	\$ 37,736,201	\$ 30,948,796	\$ 19,636,229	\$ 3,314,307

The projection anticipates the program achieving a 6.6% recovery rate by year nine. PaintCare will continue to monitor the net assets balance closely, knowing that revenue and expenses will need to be balanced over the coming years to slow the projected annual decline in net assets, and to maintain the target reserve amount of 50%.

B. RESERVES POLICY

Reserves (or net assets) are the accumulated surplus of the program.

PaintCare has a Reserves Policy to define and quantify the reserves in each state program. The policy defines the reserves as “net assets” and establishes a minimum threshold of 16% of annual expenses (i.e., at least two months of operating expenses); a target reserve amount of 50% of the annual expenses, and a maximum amount of 75% of annual expenses. This accumulated balance allows PaintCare programs to continue to operate in times of either higher than expected paint collection or lower than expected retail paint sales/revenue – or a combination of the two.

At the end of the reporting period, the program had exceeded the target reserve. However, despite the large surplus, until a consistent level of paint collection is reached, it is premature to consider changes to the current fee structure. The California program is still in a growth phase and PaintCare anticipates increasing collection volumes and costs for several years as awareness about the program increases and additional sites join the program.

C. INVESTMENT ACTIVITY AND FORMATION OF LIMITED LIABILITY COMPANIES

Beginning in December 2014, PaintCare invested a portion of its accumulated surplus in a financial portfolio. PaintCare maintained its investments for all programs in a single portfolio. Claim of ownership in the investment portfolio was shared by all programs and allocated among the programs based on relative net asset balances. Programs that had positive net asset balances had a claim on the assets invested in the portfolio; programs with negative net asset balances carried a liability representing an amount due to the portfolio.

In 2015, to better separate each state program in terms of liability and financial independence, PaintCare began implementing a plan to transition operations for each program from PaintCare Inc. to a wholly-owned subsidiary company dedicated to managing that particular program. By January 2016, PaintCare had formed sole-member limited liability companies in Connecticut, Oregon, and Rhode Island and established individual bank accounts for each of those new companies. At this time, these programs moved their net asset balances, including gains earned from the investment portfolio, into those individual bank accounts and ended their programs' participation in an investment portfolio. The remaining programs for which PaintCare has not yet established dedicated companies continue as before. PaintCare plans to transition the remaining jurisdictions to sole-member limited liability companies over the course of the next two years.

Section 6. Education and Outreach

Regulatory Citation

Title 14. Division 7. Chapter 11. Article 2. Architectural Paint Recovery Program

Section 18954. Annual Report Compliance Criteria.

(a) The annual report must contain the following:

(6) Education and Outreach. Describe educational and outreach activities in context of those identified in the stewardship plan. Provide a description of educational materials that were provided to retailers, consumers, and contractors during the reporting period and provide electronic examples of these materials. Identify any method(s) used to determine the effectiveness of educational and outreach efforts (e.g., surveys, hits on specific web pages, number of participants at events, etc.), if applicable. These education and outreach materials may include, but are not limited to, any of the following per PRC §48703(e):

(A) Signage that is prominently displayed and easily visible to the consumer.

(B) Written materials and templates of materials for reproduction by retailers to be provided to contractors and consumers at the time of purchase or delivery or both.

(C) Promotional materials or activities, or both, that explains the purpose of paint stewardship and the means by which it is being carried out.

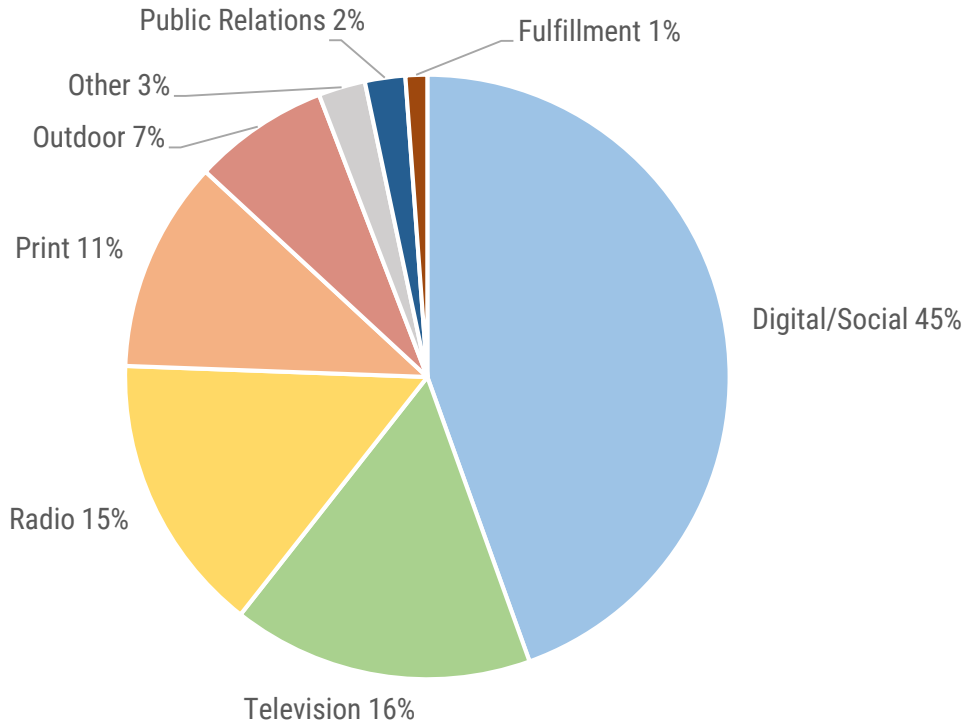
(D) Links to website(s) created and maintained by the stewardship organization.

INTRODUCTION

PaintCare’s education and outreach efforts focus on building awareness of the program and encompass four primary messages: reduce, reuse, recycle – which PaintCare has modified to “Buy right, Use It Up, Recycle the Rest” – and proper disposal. PaintCare is committed to providing robust and successful education and outreach using a variety of communication tools. The outreach activities conducted during the reporting period are described in this section.

Most creative work is done by PaintCare’s in-house creative team. PaintCare’s marketing firm for the California program, Civilian Agency of San Diego, handles most of the advertising purchases. PaintCare focuses on Demographic Market Areas or DMAs to customize the mix of media purchasing to the populations of each DMA. PaintCare, through its marketing firm, developed plans for each of the 14 DMAs incorporating all 58 counties in California. The analysis considered different audiences in each market, and determined the appropriate mix of media to reach the most people.

The main objective of outreach was to drive the public to PaintCare’s website to find a drop-off site using PaintCare’s site locator search tool. The relative amounts of spending dedicated to outreach activities about the California program are summarized in the following pie chart:



A. SIGNAGE DISPLAYED TO CONSUMERS

PaintCare developed a number of signs for drop-off sites to help them let the public know about the program, screen program products, and address concerns they have about illegal dumping. Drop-off sites may order the following signs: Program Products (English/Spanish), Program Partner, Combination (program partner with simplified products list), No Dumping, and Please Wait for Assistance. Larger versions of these signs are included in the appendix and available on PaintCare’s website at paintcare.org/signs.



B. WRITTEN MATERIALS FOR CONTRACTORS AND CONSUMERS

B1. Fulfillment of Orders for Written Materials

PaintCare's in-house outreach department fulfills orders of point-of-sale materials to retailers and other stakeholders upon request. Materials available include posters, program brochures, mini cards, and fact sheets for painting contractors and the direct pick-up service (see below). Brochures and fact sheets have been translated into multiple languages at the request of retailers.

During the reporting period, PaintCare distributed more than 56,700 brochures, mini cards, and fact sheets. PaintCare fulfilled 789 requests for materials by mail. In addition, many more copies were delivered in person by the California program coordinators during site visits.

PaintCare also provided 766 counter mats to retailers to use in the paint department to reference when customers had questions. The counter mat is popular with retailers and more likely than the poster to be seen by customers while they wait for their paint to be mixed.

The materials shown below are included in the appendix and available on PaintCare's website.



Brochure, Mini Card, Program Poster, Counter Mat, and Fact Sheets

B2. Fact Sheets for Contractors

PaintCare provided two fact sheets for retailers to distribute to contractors and other commercial customers. The fact sheet for painting contractors was developed for retailers to help educate their customers at the start of the program and is still used. In the reporting period, it was slightly revised and translated into Vietnamese at the request of a retailer. The direct pick-up service fact sheet explains how to request a direct pick-up for those with at least 300 gallons of paint.

PaintCare also worked with two major retailers prior to the reporting period to develop special materials for their use. Lowes developed a co-branded counter sign; Home Depot updated their co-branded poster that hangs on shelves in the paint aisles.

B3. Additional Fact Sheets for Stakeholders

The following fact sheets were distributed in the months before the start of the program and are still used. Minor updates are made throughout the year. Current versions are included in the appendix and available on PaintCare’s website.

- ◆ How Does the California Paint Stewardship Program Affect Paint Retailers?
- ◆ How to Become a Retail Drop-Off Site
- ◆ About PaintCare Fees
- ◆ Information for HHW Programs
- ◆ Information for Solid Waste Transfer Stations, Recycling Facilities and Landfills

A new fact sheet was created during the reporting period to explain PaintCare’s effort to encourage reuse programs including an increase in reuse compensation:

- ◆ Reuse Programs – Compensation and Reporting

C. PROMOTIONAL MATERIALS OR ACTIVITIES EXPLAINING PRODUCT STEWARDSHIP

C1. Press Releases and Earned Media

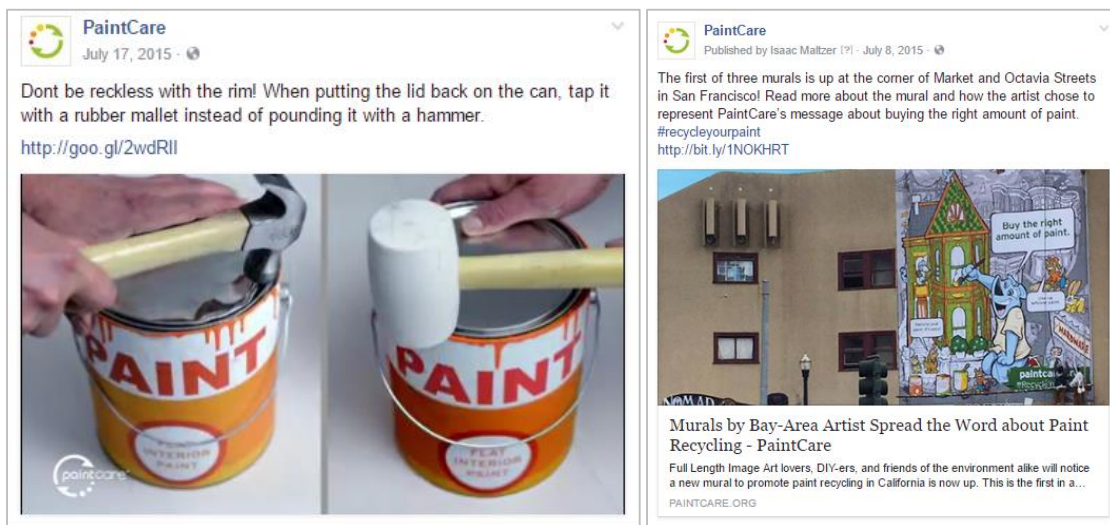
PaintCare did not issue any state-wide press releases, but did issue a few smaller releases to the local papers in areas where new sites were added to the program if the site was interested in extra promotion, or in areas where PaintCare was hosting a paint collection event. PaintCare also sponsored Sirron Norris, a San Francisco artist to paint a series of three temporary murals, each with a different message (buy right, use it up, recycle the rest) in San Francisco and issued a series of press releases, Facebook posts supported by video, and blog posts about the project. This project started in July 2015 and ended in August 2015.



Still frame from Video about the San Francisco Mural Project and the second mural “Use Up Leftover Paint”

C2. Facebook

PaintCare's Facebook presence increased significantly during the reporting period. In the summer 2014, PaintCare started a Facebook account for the Oregon program and as of October 2014, it had 1000 followers. PaintCare's California-based marketing firm managed the Facebook account and transitioned it to a national Facebook account in October 2014. A year later, management of the account was transferred to PaintCare's communications staff and has remained in-house since then. Facebook posts are geared to painting tips, using up leftover paint, buying the right amount of paint for a project, home improvement, PaintCare drop-off events, links to press coverage, program milestones, in addition to recycling paint and finding a PaintCare drop-off site. During the reporting period the number of Facebook followers increased from about 20,000 to nearly 50,000. More than half of PaintCare's followers are from California.



C3. Commercial Radio

From October through December, radio spots aired in the Sacramento area on News/Talk radio, Adult Contemporary, and Classic Rock. From April-June, additional radio spots were aired in Sacramento at the recommendation of PaintCare's marketing firm. (Digital radio was used in other parts of the state.) Two scripts are included here:

"Buy Right" Script: Sometimes, we buy too little paint. Sometimes, we buy too much. The best way? Measure the room and ask for advice from your local paint store. Then, you'll get it just right. Learn more and find a place to recycle any leftover paint at PaintCare dot org.

"Recycle It" Script: Do you have paint sitting around your house that you'll never use? Why not recycle it? Paint manufacturers have set up 750 places in California where you can take back leftover paint. To find a paint recycling location near you, visit PaintCare dot org. Buy Right, Use It Up, and Recycle the Rest with PaintCare.

C4. Public Radio

PaintCare ran sponsorship messages on public radio in 11 markets throughout the year. Each station has slightly different requirements for messages. An example of a public radio script:

<Station Name> is brought to you by PaintCare. With over 770 year-round drop-off locations throughout the state, PaintCare makes it easy for households and businesses to recycle their leftover paint. PaintCare – Keep what you need and recycle the rest. Learn more at PaintCare dot org.

C5. Print Advertising

Shared Mail. PaintCare used Red Plum circulars wherever it was available. Red Plum is a shared mail company that provides print-based advertising throughout most of California that is an excellent alternative to newspaper advertising. In most cases, Red Plum advertising can be more targeted than newspapers, because clusters of ZIP codes are grouped together and can receive a custom advertisement in circulars by mail. A different ad design was used to list the PaintCare drop-off sites located in the same ZIP codes as a circular's distribution. In some areas where several retailers had requested brochures or signage in Spanish, the ads were bilingual as shown in the left ad below for zip codes around Hemet.

Newspaper. In parts of the state where shared mail advertising through Red Plum was not available, PaintCare placed ads with site listings in local newspapers, as shown in the right ad below right for South Lake Tahoe. PaintCare also used newspaper advertising to advertise each PaintCare event held during the reporting period, such as the event held in Santa Rosa in June.

PAINT RECYCLING MADE EASY
RECICLAJE DE PINTURA HECHO FÁCIL

It's Free! / ¡Es Gratis!

Do you know where to recycle your paint?
There are hundreds of PaintCare sites in California where households and businesses can recycle unwanted paint, stain and varnish all year-round, including these sites in Hemet:

¿Sabes a donde puedes llevar tu pintura para reciclarla?
PaintCare tiene cientos de lugares en California donde los hogares y negocios pueden llevar su pintura, tinte, o barniz no deseada durante todo el año, incluyendo estos sitios en Hemet:

SHERWIN-WILLIAMS
415 West Statson Avenue
(951) 652-2242

VISTA PAINT
101 East Florida Avenue
(951) 652-0641

**TO FIND OTHER DROP-OFF LOCATIONS /
PARA ENCONTRAR OTROS CENTROS DE ENTREGA:**
www.paintcare.org • (855) 724-6609

All PaintCare sites accept up to 5 gallons per visit (some take more). Please call ahead to confirm business hours and ask if they can accept the type and amount of paint you would like to recycle. Sites do not accept aerosols (spray paint) or leaking, unlabeled and empty containers.

Todas las centros de entrega de PaintCare aceptan hasta 5 galones (algunos toman más). Por favor llame con anticipación para confirmar el horario laboral y preguntar si pueden aceptar el tipo y la cantidad de pintura que le gustaría reciclar. Centros de entrega no aceptan aerosoles (pintura en aerosol), envases con fugas, envases sin etiquetas originales, o envases vacíos.

PAINT RECYCLING MADE easy

Do you know where to recycle your paint?
There are hundreds of PaintCare sites in California where households and businesses can recycle unwanted paint, stain and varnish all year-round, including this site in South Lake Tahoe:

KELLY-MOORE
2317 Lake Tahoe Blvd
(530) 542-2744

**TO FIND OTHER
DROP-OFF LOCATIONS:**
www.paintcare.org
(855) 724-6609

All PaintCare sites accept up to 5 gallons per visit (some take more). Please call ahead to confirm business hours and ask if they can accept the type and amount of paint you would like to recycle. Leaking, unlabeled and empty containers are not accepted.

Red Plum (left) and Newspaper (right) Advertisements to Promote Drop-Off Sites

Magazines: Reuse and Recycling Messages. This year PaintCare ran a set of magazine ads about using up and recycling leftover paint in a variety of magazines, including the AAA magazines (Westways and Via) and MNI, a group of publications that includes Country Living, Elle Décor, House Beautiful, More, Real Simple, This Old House,

and Traditional Home. Examples of magazine advertisements are shown below. Similar ads were also translated and used in three Asian-language publications (Chinese, Vietnamese, and Korean) and in some MNI Spanish publications.



Examples of Magazine Ads in English (left) and Vietnamese (right)

Magazines: Product Stewardship Messages: In August 2015 PaintCare ran a campaign about product stewardship in HGTV’s Magazine that included the following two-page ad. This campaign’s purpose was to address product stewardship and the paint industry’s role in the PaintCare program. These ads were used in combination with other advertising conducted online and an exclusive advertising “takeover” on HGTV’s website for visitors from California and Oregon linking to information explaining product stewardship at www.paintcare.org/stewardship. Larger versions of these are included in the appendix.



2015 HGTV Magazine Ad about Product Stewardship

C6. Television and Online Video

PaintCare used the two videos that had been used in the previous reporting period for television commercials and online advertising. PaintCare also completed production of a new video during the reporting period. All PaintCare videos can be found at www.paintcare.org/media. The two videos used during the reporting period addressed buying the right amount of paint. One video was titled “Calculations” and showed a couple discussing how much paint to buy, being confused, and then asking for advice at their paint store. The “Goldilocks” commercial showed a couple that first had too little paint, then they had too much, and then they took measurements and asked for help at their paint store, finally getting it “just right.”



Still Frames from “Calculations” Video



Still Frames from “Goldilocks” Video

In June 2016 PaintCare complete production on a new video and started using it for online video. The “Use It Up” video shows a woman whose child had drawn on the wall. When she goes to get some of the paint she had been saving for touchups, she sees that she has much more leftover paint than she would need and recycles the rest.



Still Frames from “Keep What You Need, Recycle the Rest” Video

C7. Online Advertising

PaintCare dedicated about 40% of its media budget to online advertising during the reporting period. Two versions of each television commercial (15 and 30 seconds) mentioned above were used as “pre-roll” videos (those that a user sees when they are on a website before they can proceed) or imbedded into online advertising. Online banner ads in a variety of standard dimensions were used in all markets throughout the year. A few examples are shown below.



C8. Outdoor Billboards and Bus Signs

Throughout the year, PaintCare ran billboards in several markets, including advertising markets in Chico, Fresno, Los Angeles, Sacramento, San Francisco, and Yuma. Bus signs were used in Bakersfield, Fresno, Palm Springs and San Francisco. Examples of a billboard and bus sign used during the reporting period are shown below.



Examples of a PaintCare 48 ft. wide highway billboard (above) and 6 ft. wide bus sign (below)



C9. Joint Outreach Projects with Local Government

PaintCare welcomes the opportunity to work with local HHW programs on outreach projects. PaintCare will provide creative support and funding in the form of reimbursement for projects that are preapproved. During the reporting period, PaintCare supported the following requests for joint projects.

- ◆ Shasta County: Advertising in quarterly newsletter
- ◆ Sonoma County: Artwork for utility bill inserts
- ◆ Lake County: Special signs to promote a special paint collection event after 2015 fires
- ◆ City Palm Desert: Postcard mailing to promote HHW event

C10. Latino Audience Study

PaintCare hired S. Groner Associates of Long Beach to conduct a survey and focus groups on paint recycling. The project involved surveying 350 Spanish speakers in major metropolitan areas in California and Colorado. The project also held focus groups in rural and urban areas to test message strategies for a planned outreach campaign, clarify some responses from the survey, and understand differences between urban and rural Latinos. Key findings of the study are listed below and will be considered when planning outreach for Latino audiences. For more information about this study, please contact PaintCare.

- ◆ Community health concerns and environmental degradation were motivation to recycle.
- ◆ Bilingual information was somewhat more appreciated by the urban participants; rural participants were ambivalent or had negative opinions of bilingual information.
- ◆ Rural participants have reservations about recycling at paint stores due to a language barrier and not being able to find a Spanish speaking employee.
- ◆ Participants want financial incentive to recycle paint and do not identify themselves as recyclers.
- ◆ 21% of survey respondents were aware that they could recycle paint at some paint stores.
- ◆ Of those who were aware of the recycling at paint stores, 24% said they learned about it from the stores, 39% from friends and family, and 20% from out-of-store outreach.

D. WEBSITE

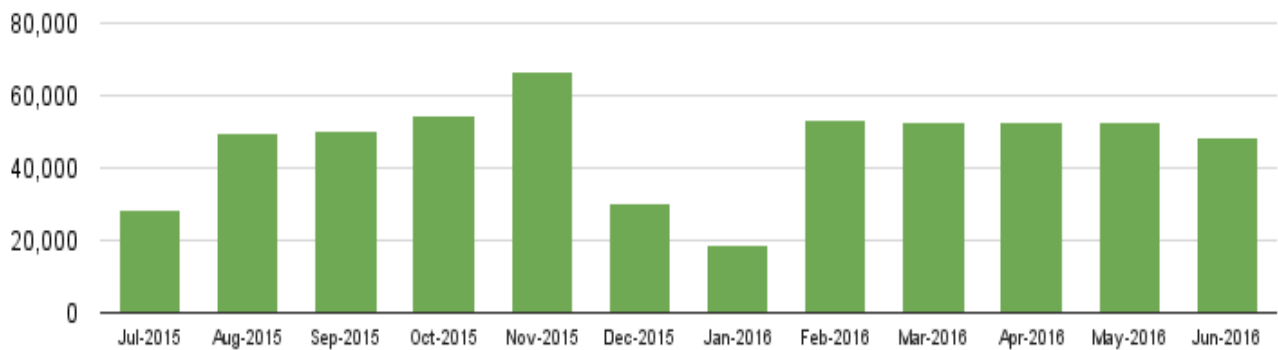
Nearly all PaintCare advertising and outreach efforts direct the public to PaintCare's website for more information and to find a local paint drop-off site. PaintCare's website is updated throughout the year. The website is easy to navigate and features topics on buying the right amount of paint, storage and reuse tips, and recycling. It has special pages for manufacturers and a general section for retailers, explains what products are covered by the

program, and has a California page with tabs for different audiences (Everyone, Contractors, Retailers, Waste Facilities, and Official Docs).

The most frequently visited part of the website is the site locator tool which can be used to find a PaintCare drop-off site in California and states with PaintCare programs. In non-PaintCare states, the locator provides paint recycling or disposal programs, which are mostly HHW programs.

Website traffic from California was highest in November 2015 at the end of four months of fall advertising. Traffic was the lowest in December and January which is partly due to seasonality and less advertising in the winter months. The rest of the year, traffic was relatively even.

MONTHLY WEBSITE TRAFFIC FROM CALIFORNIA



F. AWARENESS SURVEY

PaintCare conducted an online baseline “Paint Usage and Disposal Survey” in June 2013, using SurveyMonkey. The survey is repeated in June each year. A summary of results from the 2014-2016 surveys are included the appendix. This survey is used to evaluate changes over time in the level of awareness by the public about paint recycling options. PaintCare is especially interested in the questions related to how much paint people store in their homes and whether they know where to recycle unwanted paint. Highlights are below.

- ◆ How much paint is being stored in homes? PaintCare’s objective over time is for less paint to be stored in homes across California. Each year since the baseline, the results have indicated in general that people are storing less paint in their homes. More people are storing 0-1 gallon; and fewer people are storing 5 gallons or more.
- ◆ Do people know what is illegal/improper when it comes to disposing of paint? PaintCare’s assumption is that over time fewer people would answer that they would put liquid paint in trash or pour it down the drain. Unfortunately, this is not happening yet. This year more people answered that they would put liquid paint in the trash.
- ◆ There was a slight drop in the number who said that they had or would take paint to an HHW facility and a slight increase in the number who would take it to a paint store. Use of and awareness of paint

stores as a place to take unwanted paint is a key indicator of awareness of the program. The number of respondents who indicated that they would take paint to a store has increased each year.

- ◆ The number of people indicating that they know paint can be recycled increased from 37% to 59%. This is a significant change from the previous survey. Between 2014 and 2015 there was no change.
- ◆ The number of people who said they know where to take paint increased from 28% to 33%. Last year it had decreased by about the same amount.
- ◆ The number of respondents who indicated that they paint professionally was unusually high in this survey at nearly 12% and may have skewed the results. PaintCare has no explanation for this. It may be that painting contractors are more interested in the topic and willing to take or complete a survey about paint (incomplete surveys are not reported) or that artists that paint are responding as professional painters. The number of respondents who indicated that they are professional painters has increased each year PaintCare may also decide to rewrite the question to make it clear that the question is about professional house painters and not professional artists.

Section 7. Audits

Regulatory Citation

Title 14, Division 7, Chapter 11, Article 2, Architectural Paint Recovery Program

Section 18954, Annual Report Compliance Criteria.

(a) The annual report must contain the following:

(7) Audits. The annual report shall include an independent financial audit of the California Architectural Paint Recovery Program funded from the paint stewardship assessment. The audit shall be conducted in accordance with auditing standards generally accepted in the United States of America, and standards set forth in Government Auditing Standards issued by the Comptroller General of the United States. The financial audit submitted to the department shall be prepared by an Independent Certified Public Accountant (CPA). The CPA shall not perform non-audit services for the manufacturer or stewardship organization that would impair independence as defined in the Government Auditing Standards issued by the Comptroller General of the United States (e.g., accounting services, development of internal controls, management decisions). The independent financial audit shall include:

(A) California Architectural Paint Recovery Program financial statements, as required by GAAP.

(B) An opinion on the manufacturer or stewardship organization's compliance with the financial aspects of PRC §48700 and Title 14, Division 7, Chapter 11, Article 2 of the California Code of Regulations.

(C) Findings and recommendations as they relate to the financial aspects of the Architectural Paint Recovery Program.

(D) Management Letter, if issued, by the manufacturer or stewardship organization's CPA.

Audit

An independent financial audit was conducted of the California PaintCare program by Rogers & Company PLLC. This independent CPA firm conducted the audit in accordance with auditing standards generally accepted in the United States of America. Those standards require that the firm plan and perform the audit to obtain reasonable assurance about whether the financial statements are free of material misstatements. The audit process includes examining, on a test basis, evidence supporting the amounts and disclosures in the financial statements. The audit also includes assessing the accounting principles used and significant estimates made by management, as well as evaluating the overall financial statement presentation. In Rogers & Company's opinion, the financial statements of the California PaintCare program present fairly, in all material respects, the financial position as of June 30, 2016, and the changes in its net assets and its cash flows for the year then ended in conformity with accounting principles generally accepted in the United States of America.

The independent financial audit report of the California PaintCare program is in the appendix and addresses all requirements of Title 14, Section 18954(a)(7) of the California Code of Regulations as listed above.

Appendix Section A

YEAR-ROUND SITES

776 PAINTCARE CALIFORNIA DROP-OFF SITES 2016 - PAGE 1



Site Name	Address	City	Type
ALAMEDA COUNTY (26)			
Kelly-Moore	969 San Pablo Ave	Albany	Retail
Orchard Supply Hardware	1025 Ashby Ave	Berkeley	Retail
Kelly-Moore	3090 Castro Valley Blvd	Castro Valley	Retail
Orchard Supply Hardware	7884 Dublin Blvd	Dublin	Retail
Sherwin-Williams	6309 Dougherty Rd	Dublin	Retail
City of Fremont HHW	41149 Boyce Rd	Fremont	HHW Facility
Kelly-Moore	3954 Decoto Rd	Fremont	Retail
Kelly-Moore	40778 Fremont Blvd	Fremont	Retail
Orchard Supply Hardware	5130 Mowry Ave	Fremont	Retail
Alameda County HHW Facility	2091 W Winton Ave	Hayward	HHW Facility
Dunn-Edwards	22470 Foothill Blvd	Hayward	Retail
Kelly-Moore	28722 Mission Blvd	Hayward	Retail
Sherwin-Williams	20911 Foothill Blvd	Hayward	Retail
Alameda County HHW Facility	5584 La Ribera St	Livermore	HHW Facility
Kelly-Moore	3981 First St	Livermore	Retail
Orchard Supply Hardware	1450 First St	Livermore	Retail
Cole Hardware	5533 College Ave	Oakland	Retail
Kelly-Moore	4156 Telegraph Ave	Oakland	Retail
Kelly-Moore	4917 International Blvd	Oakland	Retail
PPG Paints	3356 Piedmont Ave	Oakland	Retail
Sherwin-Williams	559 66th Ave	Oakland	Retail
Alameda County HHW Facility	2100 E Seventh St	Oakland	HHW Facility
Habitat for Humanity East Bay Silicon Valley	9235 San Leandro St	Oakland	ReStore
Kelly-Moore	4877 Hopyard Rd	Pleasanton	Retail
Orchard Supply Hardware	300 Floresta Blvd	San Leandro	Retail
Kelly-Moore	15611 Hesperian Blvd	San Lorenzo	Retail
AMADOR COUNTY (2)			
Amador County HHWCF	6500 Buena Vista Rd	Ione	HHW Facility
Kelly-Moore	11990 W Highway 88	Jackson	Retail
BUTTE COUNTY (9)			
Butte County HHWCF	1101 Marauder St	Chico	HHW Facility
Habitat for Humanity ReStore	220 Meyers St	Chico	ReStore
Kelly-Moore	1221 Mangrove Ave	Chico	Retail
Orchard Supply Hardware	231 W East Ave	Chico	Retail
Sherwin-Williams	2412 Cohasset Rd	Chico	Retail
Ord Ranch Transfer Station	119 Ord Ranch Rd	Gridley	Transfer Station
Better Deal Exchange	1845 Mitchell Ave	Oroville	Retail

YEAR-ROUND SITES

776 PAINTCARE CALIFORNIA DROP-OFF SITES 2016 - PAGE 2



Site Name	Address	City	Type
Visions Environmental	4801 Feather River Blvd	Oroville	Paint Recycler
Town of Paradise HHW Facility	920 American Way	Paradise	HHW Facility

CONTRA COSTA COUNTY (22)

Kelly-Moore	1014 Fitzuren Rd	Antioch	Retail
Sherwin-Williams	3505 Deer Valley Rd	Antioch	Retail
Sherwin-Williams	4102 Lone Tree Way	Antioch	Retail
Kelly-Moore	2480 Sand Creek Rd	Brentwood	Retail
Sherwin-Williams	5443 Clayton Rd	Clayton	Retail
Kelly-Moore	5600 Imhoff Dr	Concord	Retail
Orchard Supply Hardware	5424 Ygnacio Valley Rd	Concord	Retail
PPG Paints	2260 Commerce Ave	Concord	Retail
Sherwin-Williams	1241 Diamond Way	Concord	Retail
Sherwin-Williams	1776 Arnold Industrial Way	Concord	Retail
Central Contra Costa Sanitary District HHW Facility	4797 Imhoff Pl	Martinez	HHW Facility
Orchard Supply Hardware	1550 Canyon Rd	Moraga	Retail
Orchard Supply Hardware	1440 Fitzgerald Dr	Pinole	Retail
Delta Diablo HHW Collection Facility	2550 Pittsburg Antioch Hwy	Pittsburg	HHW Facility
Dunn-Edwards	555 Contra Costa Blvd	Pleasant Hill	Retail
Kelly-Moore	1725 Contra Costa Blvd	Pleasant Hill	Retail
Orchard Supply Hardware	155 Crescent Plaza	Pleasant Hill	Retail
West Contra Costa HHW Facility	101 Pittsburg Ave	Richmond	HHW Facility
Kelly-Moore	14500 San Pablo Ave	San Pablo	Retail
Kelly-Moore	2050 San Ramon Valley Blvd	San Ramon	Retail
Orchard Supply Hardware	3181 Crow Canyon Place	San Ramon	Retail
Kelly-Moore	2700 N Main St	Walnut Creek	Retail

DEL NORTE COUNTY (1)

Del Norte County Transfer Station	1700 State St	Crescent City	Transfer Station
-----------------------------------	---------------	---------------	------------------

EL DORADO COUNTY (6)

Churchills Do It Best Hardware	2514 Cameo Dr	Cameron Park	Retail
El Dorado Hills Fire Station	3670 Bass Lake Rd	El Dorado Hills	Other
El Dorado Disposal (HHW)	4100 Throwita Way	Placerville	HHW Facility
Sherwin-Williams	693 Main St	Placerville	Retail
Kelly-Moore	2317 Lake Tahoe Blvd	South Lake Tahoe	Retail
South Tahoe Refuse & Recycling HHW	2140 Ruth Ave	South Lake Tahoe	HHW Facility

FRESNO COUNTY (17)

Orchard Supply Hardware	147 W Shaw Ave	Clovis	Retail
Coalinga Hardware	109 N Fifth St	Coalinga	Retail

YEAR-ROUND SITES

776 PAINTCARE CALIFORNIA DROP-OFF SITES 2016 - PAGE 3



Site Name	Address	City	Type
Dunn-Edwards	4916 N Blackstone Ave	Fresno	Retail
Kelly-Moore	4295 N Blackstone Ave	Fresno	Retail
Orchard Supply Hardware	1536 E Champlain Dr	Fresno	Retail
Orchard Supply Hardware	5445 N Blackstone Ave	Fresno	Retail
Orchard Supply Hardware	5653 E Kings Canyon Rd	Fresno	Retail
Orchard Supply Hardware	6055 N Figarden Dr	Fresno	Retail
PPG Paints	6679 N Blackstone Ave	Fresno	Retail
Sherwin-Williams	4424 N Blackstone Ave	Fresno	Retail
Sherwin-Williams	5459 E Lamona Ave	Fresno	Retail
Sherwin-Williams	6584 N Blackstone Ave	Fresno	Retail
Fresno County Permanent HHW Facility	18950 W American Ave	Kerman	HHW Facility
Canyon Fork Ace Hardware	29181 Auberry Rd	Prather	Retail
Reedley Lumber & Ace Hardware	1547 G St	Reedley	Retail
Sanger Paint Supply	730 N St	Sanger	Retail
Nelsons Ace Hardware	2051 High St	Selma	Retail
GLENN COUNTY (1)			
Glenn County Landfill	5700 County Rd 33	Artois	Landfill
HUMBOLDT COUNTY (6)			
Humboldt County HHWCF	1059 W Hawthorne St	Eureka	HHW Facility
PPG Paints	600 J St	Eureka	Retail
Sherwin-Williams	707 E St	Eureka	Retail
Eel River Resource Recovery	965 Riverwalk Dr	Fortuna	Transfer Station
Eel River Resource Recovery	3810 Conservation Camp Rd	Redway	Transfer Station
Eel River Resource Recovery	555 Vance Ave	Samoa	Transfer Station
IMPERIAL COUNTY (2)			
Sherwin-Williams	1950 S Fourth St	El Centro	Retail
Sherwin-Williams	2413 Marshall Rd	Imperial	Retail
INYO COUNTY (1)			
High Country Lumber	444 S Main St	Bishop	Retail
KERN COUNTY (9)			
Dunn-Edwards	3929 Ming Ave	Bakersfield	Retail
Kern County Bakersfield Special Waste Facility	4951 Standard St	Bakersfield	HHW Facility
Orchard Supply Hardware	6465 Ming Ave	Bakersfield	Retail
PPG Paints	3000 Brundage Ln	Bakersfield	Retail
Sherwin-Williams	3528 Ming Ave	Bakersfield	Retail
Kern County Ridgecrest Special Waste Facility	3301 W Bowman Rd	Ridgecrest	HHW Facility
Coopers True Value Home Center	407 Ninth St	Taft	Retail

YEAR-ROUND SITES

776 PAINTCARE CALIFORNIA DROP-OFF SITES 2016 - PAGE 4



Site Name	Address	City	Type
Henry's Home 4 Less	430 W J St	Tehachapi	Retail
Tehachapi Recycling	416 N Dennison Blvd	Tehachapi	Transfer Station
KINGS COUNTY (1)			
Orchard Supply Hardware	700 N 11th Ave	Hanford	Retail
LAKE COUNTY (5)			
Four Corners True Value Builders Supply	14975 Olympic Dr	Clearlake	Retail
South Lake Refuse and Recycling	16015 Davis St	Clearlake	Transfer Station
Lake County Waste Solutions (HHW)	230 Soda Bay Rd	Lakeport	HHW Facility
Plaza Paint & Supplies	555 S Main St	Lakeport	Retail
Hardesters Market and Hardware	21088 Calistoga Rd	Middletown	Retail
LASSEN COUNTY (1)			
Susanville Paint Center	2217 Main St	Susanville	Retail
LOS ANGELES COUNTY (114)			
Agoura Paint	29130 Roadside Dr	Agoura Hills	Retail
Dunn-Edwards	1435 W Valley Blvd	Alhambra	Retail
Dunn-Edwards	11645 South St	Artesia	Retail
Sherwin-Williams	11405 Artesia Blvd	Artesia	Retail
Shilpark Paint	11521 Artesia Blvd	Artesia	Retail
Acrylatex Coatings and Recycling	1001 W Kirkwall Rd	Azusa	Paint Recycler
Dunn-Edwards	2420 W Burbank Blvd	Burbank	Retail
Sherwin-Williams	814 N Victory Blvd	Burbank	Retail
Dunn-Edwards	7003 Topanga Canyon Blvd	Canoga Park	Retail
Sherwin-Williams	6849 Topanga Canyon Blvd	Canoga Park	Retail
Sherwin-Williams	21021 Soledad Canyon Rd	Canyon Country	Retail
Orchard Supply Hardware	13233 South St	Cerritos	Retail
Vista Paint	10717 E South St	Cerritos	Retail
Sherwin-Williams	10230 Mason Ave	Chatsworth	Retail
Dunn-Edwards	1482 S Azusa Ave	City of Industry	Retail
Sherwin-Williams	1165 Wright Way	City Of Industry	Retail
Sherwin-Williams	5461 Telegraph Rd	Commerce	Retail
Dunn-Edwards	5777 W Washington Blvd	Culver City	Retail
Sherwin-Williams	11513 Jefferson Blvd	Culver City	Retail
Sherwin-Williams	9788 Firestone Blvd	Downey	Retail
City of El Monte Hazardous Waste Collection Center	3990 Arden Dr	El Monte	HHW Facility
Scotch Paint	555 W 189th St	Gardena	Retail
Sherwin-Williams	17500 S Main St	Gardena	Retail
City of Glendale Environmental Management Center (HHW)	780 Flower St	Glendale	HHW Facility

YEAR-ROUND SITES

776 PAINTCARE CALIFORNIA DROP-OFF SITES 2016 - PAGE 5



Site Name	Address	City	Type
Dunn-Edwards	501 E Broadway	Glendale	Retail
Sherwin-Williams	1000 E Colorado St	Glendale	Retail
Vista Paint	420 E Colorado St	Glendale	Retail
Dunn-Edwards	630 S Grand Ave	Glendora	Retail
Mission Ace Hardware	531 S Glendora Ave	Glendora	Retail
Orchard Supply Hardware	18060 Chatsworth St	Granada Hills	Retail
Dunn Edwards	2775 Pacific Coast Hwy	Hermosa Beach	Retail
Orchard Supply Hardware	3100 Foothill Blvd	La Crescenta	Retail
Orchard Supply Hardware	2244 Foothill Blvd	La Verne	Retail
Orchard Supply Hardware	6440 South St	Lakewood	Retail
City of Lancaster ABOP	615 W Ave H	Lancaster	Transfer Station
PPG Paints	43639 Tenth St W	Lancaster	Retail
Sherwin-Williams	1206 Commerce Center Dr	Lancaster	Retail
Dunn-Edwards	15300 Hawthorne Blvd	Lawndale	Retail
PPG Paints	16401 Hawthorne Blvd	Lawndale	Retail
Shilpark Paint	15617 Hawthorne Blvd	Lawndale	Retail
Vista Paint	16325 Hawthorne Blvd	Lawndale	Retail
Dunn-Edwards	2533 North Lakewood Blvd	Long Beach	Retail
Sherwin-Williams	1168 Harbor Ave	Long Beach	Retail
Sherwin-Williams	2925 N Bellflower Blvd	Long Beach	Retail
Vista Paint	3405 E Artesia Blvd	Long Beach	Retail
Dunn-Edwards	11710 Santa Monica Blvd	Los Angeles	Retail
Dunn-Edwards	2001 S Hoover St	Los Angeles	Retail
Dunn-Edwards	401 S Vermont Ave	Los Angeles	Retail
Dunn-Edwards	7064 W Sunset Blvd	Los Angeles	Retail
LAG SAFE Center (HHW)	4600 Colorado Blvd	Los Angeles	HHW Facility
Mega Paints	1633 W Washington Blvd	Los Angeles	Retail
Orchard Supply Hardware	2020 S Bundy Dr	Los Angeles	Retail
Orchard Supply Hardware	415 S La Brea Ave	Los Angeles	Retail
Sherwin-Williams	126 S Vermont Ave	Los Angeles	Retail
Sherwin-Williams	1367 Venice Blvd	Los Angeles	Retail
Sherwin-Williams	1404 S La Cienega Blvd W	Los Angeles	Retail
Sherwin-Williams	805 N Highland Ave	Los Angeles	Retail
Sherwin-Williams	883 N Western Ave	Los Angeles	Retail
Shilpark Paint	11240 W Olympic Blvd	Los Angeles	Retail
Vista Paint	4225 W Pico Blvd	Los Angeles	Retail
Washington SAFE Center (HHW)	2649 E Washington Blvd	Los Angeles	HHW Facility
Dunn-Edwards	4082 Lincoln Blvd	Marina Del Rey	Retail

YEAR-ROUND SITES

776 PAINTCARE CALIFORNIA DROP-OFF SITES 2016 - PAGE 6



Site Name	Address	City	Type
Dunn-Edwards	4869 E Slauson Ave	Maywood	Retail
Dunn-Edwards	15335 Chatsworth St	Mission Hills	Retail
Vista Paint	11034 Sepulveda Blvd	Mission Hills	Retail
Sherwin-Williams	8311 Haskell Ave	North Hills	Retail
Dunn-Edwards	12861 Sherman Way	North Hollywood	Retail
Marks Paint Store	4830 Vineland Ave	North Hollywood	Retail
Sherwin-Williams	11305 Magnolia Ave	North Hollywood	Retail
Balboa Safe Center (HHW)	10241 Balboa Blvd	Northridge	HHW Facility
Dunn-Edwards	9167 Reseda Blvd	Northridge	Retail
Dunn-Edwards	12125 Imperial Hwy	Norwalk	Retail
Dunn-Edwards	736 W Rancho Vista Blvd	Palmdale	Retail
Sherwin-Williams	550 W Avenue P	Palmdale	Retail
Sherwin-Williams	7613 Somerset Blvd	Paramount	Retail
Dunn-Edwards	3897 E Colorado Blvd	Pasadena	Retail
Orchard Supply Hardware	3425 E Colorado Blvd	Pasadena	Retail
PPG Paints	2180 E Walnut St	Pasadena	Retail
Sherwin-Williams	3262 E Colorado Blvd	Pasadena	Retail
Vista Paint	30 S Rosemead Blvd	Pasadena	Retail
Hyperion SAFE Center (HHW)	7660 W Imperial Hwy	Playa Del Ray	HHW Facility
Dunn-Edwards	3574 Rosemead Blvd	Rosemead	Retail
Sherwin-Williams	762 W Arrow Hwy	San Dimas	Retail
Vista Paint	173 N Village Ct	San Dimas	Retail
Mission Super Hardware	501 W Valley Blvd	San Gabriel	Retail
Gaffey SAFE Center (HHW)	1400 N Gaffey St	San Pedro	HHW Facility
Vista Paint	21010 Golden Triangle Rd	Santa Clarita	Retail
City of Santa Monica	2500 Michigan Ave	Santa Monica	HHW Facility
Sherwin-Williams	816 Pico Blvd	Santa Monica	Retail
Vista Paint	5840 Sepulveda Blvd	Sherman Oaks	Retail
EDCO Recycling and Transfer Center (HHW)	2755 California Ave	Signal Hill	HHW Facility
Sherwin-Williams	1000 E Willow St	Signal Hill	Retail
Smith Paint	2875 Cherry Ave	Signal Hill	Retail
Orchard Supply Hardware	452 Fair Oaks Ave	South Pasadena	Retail
Dunn-Edwards	25520 The Old Rd	Stevenson Ranch	Retail
Randall SAFE Center (HHW)	11025 Randall St	Sun Valley	HHW Facility
Dunn-Edwards	4127 Pacific Coast Hwy	Torrance	Retail
Orchard Supply Hardware	19330 Hawthorne Blvd	Torrance	Retail
Sherwin-Williams	1731 Crenshaw Blvd	Torrance	Retail
ShilPark Paint	23134 Normandie Ave	Torrance	Retail

YEAR-ROUND SITES

776 PAINTCARE CALIFORNIA DROP-OFF SITES 2016 - PAGE 7



Site Name	Address	City	Type
Dunn-Edwards	6315 Sepulveda Blvd	Van Nuys	Retail
Orchard Supply Hardware	5960 Sepulveda Blvd	Van Nuys	Retail
PPG Paints	7554 Van Nuys Blvd	Van Nuys	Retail
Sherwin-Williams	15725 Saticoy St	Van Nuys	Retail
Shilpark Paint	6254 Sepulveda Blvd	Van Nuys	Retail
Dunn-Edwards	2824 E Garvey Ave S	W Covina	Retail
Sherwin-Williams	1705 W Garvey Ave N	W Covina	Retail
Sherwin-Williams	521 N Azusa Ave	W Covina	Retail
Vista Paint	235 N Azusa Ave	W Covina	Retail
UCLA SAFE Center (HHW)	550 Charles E Young Dr	W Los Angeles	HHW Facility
Dunn-Edwards	14870 Whittier Blvd	Whittier	Retail
Sherwin-Williams	11211 Washington Blvd	Whittier	Retail
Orchard Supply Hardware	19750 Ventura Blvd	Woodland Hills	Retail
Vista Paint	22504 Ventura Blvd	Woodland Hills	Retail

MADERA COUNTY (3)

Fairmead Landfill Permanent HHW Collection Facility	21739 Rd 19	Chowchilla	HHW Facility
Sherwin-Williams	1809 Howard Rd	Madera	Retail
True Value Home Center	40596 Westlake Dr	Oakhurst	Retail

MARIN COUNTY (10)

Tamalpais Paint & Color	5784 Paradise Dr	Corte Madera	Retail
Fairfax Lumber Co	109 Broadway Blvd	Fairfax	Retail
Kelly-Moore	881 Olive Ave	Novato	Retail
Novato Household Hazardous Waste Facility	7576 Redwood Blvd	Novato	HHW Facility
Dunn-Edwards	717 Francisco Blvd	San Rafael	Retail
Kelly-Moore	601 E Francisco Blvd	San Rafael	Retail
Marin Color Service	770 Second St	San Rafael	Retail
Marin HHW Facility	565 Jacoby St	San Rafael	HHW Facility
Orchard Supply Hardware	1151 Andersen Dr	San Rafael	Retail
Sherwin-Williams	444 Du Bois St	San Rafael	Retail

MARIPOSA COUNTY (1)

Foster Ace Hardware	5188 CA Highway 49 N	Mariposa	Retail
---------------------	----------------------	----------	--------

MENDOCINO COUNTY (4)

HazMobile at Fort Bragg Disposal	219 Pudding Creek Rd	Fort Bragg	HHW Event
Gualala Building Supply (GBS)	38501 S Highway 1	Gualala	Retail
HazMobile HHW Facility	3200 Taylor Dr	Ukiah	HHW Facility
Kelly-Moore	217 E Gobbi St	Ukiah	Retail

YEAR-ROUND SITES

776 PAINTCARE CALIFORNIA DROP-OFF SITES 2016 - PAGE 8



Site Name	Address	City	Type
MERCED COUNTY (5)			
Billy Wright Landfill (HHW)	17173 S Billy Wright Rd	Los Banos	HHW Facility
Sherwin-Williams	2260 E Pacheco Blvd	Los Banos	Retail
Highway 59 HHW Facility	7040 N Highway 59	Merced	HHW Facility
Kelly-Moore	1637 V St	Merced	Retail
Sherwin-Williams	2160 G St	Merced	Retail
MONO COUNTY (8)			
Benton Landfill and Transfer Station (HHW)	400 Christie Ln	Benton	HHW Facility
Bridgeport Landfill and Transfer Station (HHW)	50 Garbage Pit Rd	Bridgeport	HHW Facility
Chalfant Landfill and Transfer Station (HHW)	500 Locust St	Chalfant	HHW Facility
Walker Landfill and Transfer Station (HHW)	280 Offal Rd	Coleville	HHW Facility
Benton Crossing Landfill (HHW)	899 Pit Rd	Crowley Lake	HHW Facility
Pumice Valley Landfill and Transfer Station (HHW)	200 Dross Rd	Lee Vining	HHW Facility
Mammoth Disposal Transfer Station	59 Commerce Drive	Mammoth Lakes	Transfer Station
Paradise Transfer Station (HHW)	9749 Lower Rock Creek Rd	Paradise	HHW Facility
MONTEREY COUNTY (10)			
Monterey Regional Waste Management District (HHW)	14201 Del Monte Blvd	Marina	HHW Facility
Kelly-Moore	150 Country Club Gate Center	Pacific Grove	Retail
Dunn-Edwards	1487 N Davis St Unit A	Salinas	Retail
Kelly-Moore	260 Griffin St	Salinas	Retail
Orchard Supply Hardware	1067 N Davis Rd	Salinas	Retail
Sherwin-Williams	222 N Main St	Salinas	Retail
Orchard Supply Hardware	800 Playa Ave	Sand City	Retail
Kelly-Moore	1201 Fremont Blvd	Seaside	Retail
Sherwin-Williams	1121 Military Ave	Seaside	Retail
Soledad Hardware & Lumber	900 Front St	Soledad	Retail
NAPA COUNTY (9)			
Napa-Vallejo HHW Facility	889A Devlin Rd	American Canyon	HHW Facility
Clover Flat Landfill	4380 Silverado Trail	Calistoga	Landfill
Berryessa Garbage Service	7400 Steele Canyon Rd	Napa	Transfer Station
Devine Paint Center	971 Lincoln Ave	Napa	Retail
Kelly-Moore	3199 Jefferson St	Napa	Retail
Orchard Supply Hardware	3980 Bel Aire Plz	Napa	Retail
The Paint Works	3213 Jefferson St	Napa	Retail
The Paint Works	1078 Fulton Ln	St Helena	Retail
Yountville Corporation Yard	7501 Solano Ave	Yountville	Other

YEAR-ROUND SITES

776 PAINTCARE CALIFORNIA DROP-OFF SITES 2016 - PAGE 9



Site Name	Address	City	Type
NEVADA COUNTY (4)			
Knights Paint	1219 Sutton Way	Grass Valley	Retail
McCourtney Road Transfer Station (HHW)	14741 Wolf Mountain Rd	Grass Valley	HHW Facility
Mountain Hardware and Sports	11320 Donner Pass Rd	Truckee	Retail
Kelly-Moore	40153 Truckee Airport Rd	Truckee	Retail
ORANGE COUNTY (57)			
Dunn-Edwards	1301 S State College Blvd	Anaheim	Retail
Orange County Anaheim Collection Center	1071 N Blue Gum St	Anaheim	HHW Facility
PPG Paints	1889 E Ball Rd	Anaheim	Retail
Sherwin-Williams	1133 N Kraemer Blvd	Anaheim	Retail
Sherwin-Williams	517 S Euclid St	Anaheim	Retail
Sherwin-Williams	5616 E Santa Ana Canyon Rd	Anaheim	Retail
Dunn-Edwards	7540 Orangethorpe Ave	Buena Park	Retail
Orchard Supply Hardware	8030 Dale St	Buena Park	Retail
Sherwin-Williams	8061 Orangethorpe Ave	Buena Park	Retail
Crown Ace Hardware	2666 Harbor Blvd	Costa Mesa	Retail
Dunn-Edwards	1835 Newport Blvd	Costa Mesa	Retail
Dunn-Edwards	3015 Bristol St	Costa Mesa	Retail
Sherwin-Williams	2221 Harbour Blvd	Costa Mesa	Retail
Sherwin-Williams	2338 Harbor Blvd	Costa Mesa	Retail
Vista Paint	2931 Bristol St	Costa Mesa	Retail
Sherwin-Williams	34222 Doheny Park Rd	Dana Point	Retail
Dunn-Edwards	18060 Brookhurst St	Fountain Valley	Retail
Dunn-Edwards	1440 S Harbor Blvd	Fullerton	Retail
Vista Paint	2020 E Orangethorpe	Fullerton	Retail
Dunn-Edwards	13011 Brookhurst St	Garden Grove	Retail
Sherwin-Williams	12852 Brookhurst St	Garden Grove	Retail
Shilpark Paint	9001 Garden Grove Blvd	Garden Grove	Retail
Orange County Huntington Beach Collection Center	17121 Nichols St	Huntington Beach	HHW Facility
Sherwin-Williams	17171 Beach Blvd	Huntington Beach	Retail
Sherwin-Williams	7450 Edinger Ave	Huntington Beach	Retail
Vista Paint	17445 Beach Blvd	Huntington Beach	Retail
Dunn-Edwards	16191 Lake Forest Dr	Irvine	Retail
Orange County Irvine Collection Center	6411 Oak Canyon Rd	Irvine	HHW Facility
Orchard Supply Hardware	5715 Alton Parkway	Irvine	Retail
Sherwin-Williams	15475 Jeffrey Rd	Irvine	Retail
Sherwin-Williams	1620 W Whittier Blvd	La Habra	Retail

YEAR-ROUND SITES

776 PAINTCARE CALIFORNIA DROP-OFF SITES 2016 - PAGE 10



Site Name	Address	City	Type
Vista Paint	1450 S Harbor Blvd	La Habra	Retail
Sherwin-Williams	664 N Coast Highway	Laguna Beach	Retail
Sherwin-Williams	25352 Cabot Rd	Laguna Hills	Retail
Vista Paint	27450 Alicia Pkwy	Laguna Niguel	Retail
Sherwin-Williams	22500 Muirlands Blvd	Lake Forest	Retail
Sherwin-Williams	25800 Jeronimo Rd	Mission Viejo	Retail
Vista Paint	24164 Alicia Pkwy	Mission Viejo	Retail
Dunn-Edwards	1915 N Tustin St	Orange	Retail
Vista Paint	2341 N Tustin St	Orange	Retail
Dunn-Edwards	1575 N Placentia Ave	Placentia	Retail
Sherwin-Williams	1290 E Yorba Linda Blvd	Placentia	Retail
Dunn-Edwards	30102 Santa Margarita Pkwy	Rancho Santa Margarita	Retail
Sherwin-Williams	22401 Antonio Pkwy	Rancho Santa Margarita	Retail
Dunn-Edwards	32061 Camino Capistrano	San Juan Capistrano	Retail
Orange County San Juan Capistrano Collection Center	32250 La Pata Ave	San Juan Capistrano	HHW Facility
Vista Paint	31894 Plaza Dr	San Juan Capistrano	Retail
Dunn-Edwards	521 W 17th St	Santa Ana	Retail
Sherwin-Williams	1958 E Edinger Ave	Santa Ana	Retail
Sherwin-Williams	2201 N Tustin Ave	Santa Ana	Retail
Vista Paint	2400 E 17th St	Santa Ana	Retail
Vista Paint	8615 Katella Ave	Stanton	Retail
Dunn-Edwards	13662 Newport Ave	Tustin	Retail
Orchard Supply Hardware	1091 Old Irvine Blvd	Tustin	Retail
Sherwin-Williams	1150 Irvine Blvd	Tustin	Retail
Dunn-Edwards	15261 Beach Blvd	Westminster	Retail
Orchard Supply Hardware	17506 Yorba Linda Blvd	Yorba Linda	Retail

PLACER COUNTY (10)

Kelly-Moore	431 Grass Valley Hwy	Auburn	Retail
Sherwin-Williams	471 Grass Valley Hwy	Auburn	Retail
Warehouse Paints	200 Palm Ave	Auburn	Retail
Kelly-Moore	4257 Rocklin Rd	Rocklin	Retail
Dunn-Edwards	1850 Douglas Blvd	Roseville	Retail
Kelly-Moore	1018 Douglas Blvd	Roseville	Retail
Sherwin-Williams	1000 Melody Ln	Roseville	Retail
Sherwin-Williams	212 Harding Blvd	Roseville	Retail
Western Placer Waste Management Authority (Nortech)	3033 Fiddymnt Rd	Roseville	HHW Facility
Tahoe City Ace Hardware and Lumber	715 River Rd	Tahoe City	Retail

YEAR-ROUND SITES

776 PAINTCARE CALIFORNIA DROP-OFF SITES 2016 - PAGE 11



Site Name	Address	City	Type
PLUMAS COUNTY (2)			
Chester Paint Center	201 Main St	Chester	Retail
Quincy Paint Center	293 Lawrence St	Quincy	Retail
RIVERSIDE COUNTY (34)			
Beaumont ABOP	16411 Lamb Canyon Rd	Beaumont	Transfer Station
Dunn-Edwards	78078 Country Club Dr	Bermuda Dunes	Retail
Inland Builders Supply	1224 W Hobson Way	Blythe	Retail
Dunn-Edwards	68-955 Perez Rd	Cathedral City	Retail
Edom Hill Transfer Station	70-100 Edom Hill Rd	Cathedral City	Transfer Station
Sherwin-Williams	68-743 Perez Rd	Cathedral City	Retail
Vista Paint	68-956 Perez Rd	Cathedral City	Retail
Dunn-Edwards	284 Dupont St	Corona	Retail
Sherwin-Williams	284 Dupont St	Corona	Retail
Vista Paint	1431 S Rimpau Ave	Corona	Retail
Sherwin-Williams	415 W Stetson Ave	Hemet	Retail
Vista Paint	101 E Florida Ave	Hemet	Retail
Dunn-Edwards	23050 Hemlock Ave	Moreno Valley	Retail
Moreno Valley ABOP	31125 Ironwood Ave	Moreno Valley	Transfer Station
Vista Paint	23030 Sunnymead Blvd	Moreno Valley	Retail
Dunn-Edwards	26901 Jefferson Ave	Murrieta	Retail
Murrieta ABOP Facility	25315 Jefferson Ave	Murrieta	Other
Sherwin-Williams	26499 Jefferson Ave	Murrieta	Retail
City of Palm Desert	41-800 Corporate Way	Palm Desert	Transfer Station
Sherwin-Williams	39745 Washington St	Palm Desert	Retail
Sherwin-Williams	39760 Garand Ln	Palm Desert	Retail
Vista Paint	77920 Wolf Rd	Palm Desert	Retail
Dunn-Edwards	1424-1426 N Palm Canyon Dr	Palm Springs	Retail
Palm Springs HHW Collection Facility	1100 Vella Rd	Palm Springs	HHW Facility
Agua Mansa HHW Collection Facility	1780 Agua Mansa Rd	Riverside	HHW Facility
Amazon Paint	779 Palmyrita Ave	Riverside	Paint Recycler
Dunn-Edwards	6891 Indiana Ave	Riverside	Retail
PPG Paints	6655 Indiana Ave	Riverside	Retail
Sherwin-Williams	3570 Arlington Ave	Riverside	Retail
Sherwin-Williams	8625 Indiana Ave	Riverside	Retail
Vista Paint	3939 Tyler Ave	Riverside	Retail
Sherwin-Williams	27355 Jefferson Ave	Temecula	Retail
Sherwin-Williams	41662 Enterprise Cir N	Temecula	Retail
Vista Paint	27250 Madison Ave	Temecula	Retail

YEAR-ROUND SITES

776 PAINTCARE CALIFORNIA DROP-OFF SITES 2016 - PAGE 12



Site Name	Address	City	Type
SACRAMENTO COUNTY (32)			
Orchard Supply Hardware	4249 Elverta Rd	Antelope	Retail
Kelly-Moore	4555 Manzanita Ave	Carmichael	Retail
Kelly-Moore	7841 Greenback Ln	Citrus Heights	Retail
Warehouse Paints	8113 Auburn Blvd	Citrus Heights	Retail
City of Elk Grove (HHW)	9255 Disposal Ln	Elk Grove	HHW Facility
Kelly-Moore	10299 E Stockton Blvd	Elk Grove	Retail
Orchard Supply Hardware	7431 Laguna Blvd	Elk Grove	Retail
American River Ace Hardware	9500 Greenback Ln	Folsom	Retail
Kelly-Moore	435 Blue Ravine Rd	Folsom	Retail
Orchard Supply Hardware (Closed July 2016)	905 E Bidwell St	Folsom	Retail
Sherwin-Williams	306 E Bidwell St	Folsom	Retail
Visions Paint Recycling	4481 Kilzer Ave	McClellan AFB	Paint Recycler
Sacramento County HHWCF North Area Recovery Station	4450 Roseville Rd	North Highlands	HHW Facility
Dunn-Edwards	11521 Folsom Blvd	Rancho Cordova	Retail
Kelly-Moore	3068 Sunrise Blvd	Rancho Cordova	Retail
Sherwin-Williams	11076 Coloma Rd	Rancho Cordova	Retail
Vista Paint	11043 Folsom Blvd	Rancho Cordova	Retail
Warehouse Paints	10117 Mills Station Rd	Rancho Cordova	Retail
Amazon Paint	5101 Raley Blvd	Sacramento	Paint Recycler
Dunn-Edwards	6770 Folsom Blvd	Sacramento	Retail
Emigh Ace Hardware	3555 El Camino Ave	Sacramento	Retail
Kelly-Moore	2333 Arden Way	Sacramento	Retail
Kelly-Moore	2697 Florin Rd	Sacramento	Retail
Kelly-Moore	6800 Folsom Blvd	Sacramento	Retail
Kelly-Moore	7810 Stockton Blvd	Sacramento	Retail
PPG Paints	2513 Arden Way	Sacramento	Retail
Sherwin-Williams	1015 N Market Blvd	Sacramento	Retail
Sherwin-Williams	1200 Del Paso Rd	Sacramento	Retail
Sherwin-Williams	3119 Arden Way	Sacramento	Retail
Sherwin-Williams	5122 Madison Ave	Sacramento	Retail
Visions Paint Recycling	4105 S Market Ct	Sacramento	Paint Recycler
Kiefer Landfill (HHW)	12701 Kiefer Blvd	Sloughouse	HHW Facility
SAN BENITO COUNTY (2)			
Hollister Paint	57 East St	Hollister	Retail
John Smith Landfill (HHW)	2650 John Smith Rd	Hollister	HHW Facility

YEAR-ROUND SITES

776 PAINTCARE CALIFORNIA DROP-OFF SITES 2016 - PAGE 13



Site Name	Address	City	Type
SAN BERNARDINO COUNTY (41)			
SB County HHW Apple Valley	13450 Nomwaket Rd	Apple Valley	HHW Facility
SB County HHW Barstow	900 S Avenue H	Barstow	HHW Facility
SB County HHW Big Bear	42040 Garstin Dr	Big Bear	HHW Facility
Big Bear City Community Service District Paradise Maintenance Yard	417 Grenfall Ln	Big Bear City	Transfer Station
Big Bear Paint Center	42118 Big Bear Blvd	Big Bear Lake	Retail
SB County HHW Chino	5050 Schaefer Ave	Chino	HHW Facility
Dunn-Edwards	3570 Grand Ave	Chino Hills	Retail
Dunn-Edwards	1211 E Washington St	Colton	Retail
City of Fontana (HHW)	16454 Orange Way	Fontana	HHW Facility
San Bernardino County Fire Department - Havasu Lake	148808 Havasu Lake Rd	Havasu Lake	Other
Orchard Supply Hardware	16824 Main St	Hesperia	Retail
SB County HHW Hesperia	17443 Lemon St	Hesperia	HHW Facility
Sherwin-Williams	11938 Hesperia Rd	Hesperia	Retail
SB County HHW Joshua Tree	62499 29 Palms Hwy	Joshua Tree	HHW Facility
San Bernardino County Fire Department - Lucerne Valley	33269 Old Woman Springs Rd	Lucerne Valley	Other
Sherwin-Williams	5350 Olive St	Montclair	Retail
Sherwin-Williams	8955 Central Ave	Montclair	Retail
Dunn-Edwards	2401 S Vineyard Ave	Ontario	Retail
SB County HHW Ontario	1430 S Cucamonga Ave	Ontario	HHW Facility
Sherwin-Williams	151 Kettering Dr	Ontario	Retail
Sherwin-Williams	2550 S Archibald Ave	Ontario	Retail
Shilpark Paint	2395 S Archibald Ave	Ontario	Retail
Vista Paint	2268 S Mountain Ave	Ontario	Retail
Mill's True Value	3936 Phelan Rd	Phelan	Retail
Dunn-Edwards	12899 Foothill Blvd	Rancho Cucamonga	Retail
SB County HHW Rancho Cucamonga	8794 Lion St	Rancho Cucamonga	HHW Facility
Sherwin-Williams (Closed July 2016)	11553 Foothill Blvd	Rancho Cucamonga	Retail
Vista Paint	11849 Foothill Blvd	Rancho Cucamonga	Retail
SB County HHW Redlands	500 Kansas St	Redlands	HHW Facility
SB County HHW Rialto	246 S Willow Ave	Rialto	HHW Facility
SB County HHW San Bernardino	2824 East W St	San Bernardino	HHW Facility
Sherwin-Williams	1375 Camino Real	San Bernardino	Retail
Sherwin-Williams	1408 South E St	San Bernardino	Retail
Vista Paint	414 Redlands Blvd	San Bernardino	Retail
SB County HHW Trona	83732 Trona Rd	Trona	HHW Facility

YEAR-ROUND SITES

776 PAINTCARE CALIFORNIA DROP-OFF SITES 2016 - PAGE 14



Site Name	Address	City	Type
Dunn-Edwards	1256 W Seventh St	Upland	Retail
SB County HHW Upland	1370 N Benson Ave	Upland	HHW Facility
Dunn-Edwards	12475 Mariposa Ave	Victorville	Retail
SB County HHW Victorville	14800 Seventh St	Victorville	HHW Facility
Mountain Hardware	1390 Highway 2	Wrightwood	Retail
Crown Ace Hardware	12157 Fifth St	Yucaipa	Retail
SAN DIEGO COUNTY (51)			
Dunn-Edwards	1552 East H St	Chula Vista	Retail
Sherwin-Williams	45 N Fourth Ave	Chula Vista	Retail
Sherwin-Williams	895 Third Ave	Chula Vista	Retail
South Bay Regional HHW Collection Facility	1800 Maxwell Rd	Chula Vista	HHW Facility
Vista Paint	15 N Fourth Ave	Chula Vista	Retail
City of Coronado HHW Program	101 B Ave	Coronado	HHW Facility
Dunn-Edwards	2689 Via De La Valle	Del Mar	Retail
City of El Cajon	1001 W Bradley Ave	El Cajon	Transfer Station
Sherwin-Williams	1154 E Main St	El Cajon	Retail
Sherwin-Williams	1604 N Magnolia Ave	El Cajon	Retail
Vista Paint	1220 N Magnolia Ave	El Cajon	Retail
Dunn-Edwards	237-245 N El Camino Real	Encinitas	Retail
Sherwin-Williams	208 N El Camino Real	Encinitas	Retail
Vista Paint	133 El Camino Real Ste A	Encinitas	Retail
City of Escondido (HHW)	1044 W Washington Ave	Escondido	HHW Facility
Dunn-Edwards	505 N Broadway	Escondido	Retail
Habitat for Humanity ReStore	837 Metcalf St	Escondido	ReStore
Sherwin-Williams	574 N Tulip St	Escondido	Retail
Sherwin-Williams	615 N Escondido Blvd	Escondido	Retail
Vista Paint	602 N Escondido Blvd	Escondido	Retail
Dunn-Edwards	5250 Jackson Dr	La Mesa	Retail
Sherwin-Williams	8784 Grossmont Blvd	La Mesa	Retail
Sherwin-Williams	6941 Federal Blvd	Lemon Grove	Retail
Dunn-Edwards	1747 Sweetwater Rd	National City	Retail
Sherwin-Williams	1793 Oceanside Blvd	Oceanside	Retail
City of Poway HHW Facility	12325 Crosthwaite Circle	Poway	HHW Facility
Dunn-Edwards	12344 Poway Rd	Poway	Retail
Sherwin-Williams	13355 Midland Rd	Poway	Retail
Ramona HHW Collection Facility County of San Diego	324 Maple St	Ramona	HHW Facility
Dunn-Edwards	3191 Sports Arena Blvd	San Diego	Retail
Dunn-Edwards	5180 Mission Blvd	San Diego	Retail

YEAR-ROUND SITES

776 PAINTCARE CALIFORNIA DROP-OFF SITES 2016 - PAGE 15



Site Name	Address	City	Type
Dunn-Edwards	7347 Clairemont Mesa Blvd	San Diego	Retail
Dunn-Edwards	8400 Miramar Rd	San Diego	Retail
Habitat for Humanity ReStore	10222 San Diego Mission Rd	San Diego	ReStore
Household Hazardous Waste Transfer Facility for San Diego	5161 Convoy St	San Diego	HHW Facility
PPG Paints	7570 Clairemont Mesa Blvd	San Diego	Retail
Sherwin-Williams	2231 Morena Blvd	San Diego	Retail
Sherwin-Williams	3301 El Cajon Blvd	San Diego	Retail
Sherwin-Williams	3677 Sports Arena Blvd	San Diego	Retail
Sherwin-Williams	4802 Convoy St	San Diego	Retail
Sherwin-Williams	4925 Convoy St	San Diego	Retail
Sherwin-Williams	6080 Miramar Rd	San Diego	Retail
Sherwin-Williams	6625 Miramar Rd	San Diego	Retail
Sherwin-Williams	980 Hornblend St	San Diego	Retail
Vista Paint	1103 Morena Blvd	San Diego	Retail
Vista Paint	5700 Kearny Villa Rd	San Diego	Retail
Sherwin-Williams	9567 Mission Gorge Rd	Santee	Retail
City of Vista HHW Facility	1145 E Taylor St	Vista	HHW Facility
Dunn-Edwards	1970-1972 Hacienda Dr	Vista	Retail
Sherwin-Williams	1919 W Vista Way	Vista	Retail
Vista Paint	611 Sycamore Ave	Vista	Retail

SAN FRANCISCO COUNTY (21)

Brownies Hardware	1563 Polk St	San Francisco	Retail
California Paint Co	1833 Egbert Ave	San Francisco	Retail
Center Hardware	999 Mariposa St	San Francisco	Retail
Cliffs Variety	479 Castro St	San Francisco	Retail
Cole Fox Hardware	70 Fourth St	San Francisco	Retail
Cole Hardware	2254 Polk St	San Francisco	Retail
Cole Hardware	3312 Mission St	San Francisco	Retail
Cole Hardware	956 Cole St	San Francisco	Retail
Creative Paint	5435 Geary Blvd	San Francisco	Retail
Dunn-Edwards	750 Bryant St	San Francisco	Retail
Fredericksen Hardware	3029 Fillmore St	San Francisco	Retail
Golden City Building Supply	1279 Pacific Ave	San Francisco	Retail
Kelly-Moore	1020 Harrison St	San Francisco	Retail
Kelly-Moore	445 Taraval St	San Francisco	Retail
Kelly-Moore	565 S Van Ness Ave	San Francisco	Retail
Kelly-Moore	701 Bayshore Blvd	San Francisco	Retail
Lasts Paint	2141 Mission St	San Francisco	Retail

YEAR-ROUND SITES

776 PAINTCARE CALIFORNIA DROP-OFF SITES 2016 - PAGE 16



Site Name	Address	City	Type
Orchard Supply Hardware	2598 Taylor St	San Francisco	Retail
PPG Paints	548 Seventh St	San Francisco	Retail
San Francisco HHW Collection Facility	501 Tunnel Ave	San Francisco	HHW Facility
Sherwin-Williams	320 Fourth St	San Francisco	Retail
SAN JOAQUIN COUNTY (22)			
Strands Ace Hardware Inc	3360 McHenry Ave	Escalon	Retail
True Value Hardware	1436 Main St	Escalon	Retail
Sherwin-Williams	15390 S Harlan Rd	Lathrop	Retail
Kelly-Moore	350 E Kettleman Ln	Lodi	Retail
North County Recycling Center	17720 E Harney Ln	Lodi	Transfer Station
Kelly-Moore	210 S Main St	Manteca	Retail
Lovelace Transfer Station	2323 E Lovelace Rd	Manteca	Transfer Station
Orchard Supply Hardware	189 W Louise Ave	Manteca	Retail
Schempers Ace Hardware	150 N Wilma Ave	Ripon	Retail
Habitat for Humanity San Joaquin County	4933 West Ln	Stockton	ReStore
Kelly-Moore	2225 Monte Diablo Ave	Stockton	Retail
Kelly-Moore	3206 E Hammer Ln	Stockton	Retail
Orchard Supply Hardware	1015 W Hammer Ln	Stockton	Retail
PPG Paints	2504 Monte Diablo Ave	Stockton	Retail
San Joaquin County HHW Facility	7850 R A Bridgefords St	Stockton	HHW Facility
Sherwin-Williams	3304 E Hammer Ln	Stockton	Retail
Stockton Ace Hardware	3201 W Benjamin Holt Dr	Stockton	Retail
Stockton Color Center	2104 Pacific Ave	Stockton	Retail
Velvacon and Pittsburgh Paints	706 E Main St	Stockton	Retail
Kelly-Moore	2630 N Tracy Blvd	Tracy	Retail
Orchard Supply Hardware	1975 W 11th St	Tracy	Retail
Vans Ace Hardware	2695 N Tracy Blvd	Tracy	Retail
SAN LUIS OBISPO COUNTY (29)			
Miners Ace Hardware	186 Station Way	Arroyo Grande	Retail
Walmart	1168 W Branch St	Arroyo Grande	Retail
Chicago Grade Landfill HHW Facility	2290 Homestead Rd	Atascadero	HHW Facility
Home Depot	905 El Camino Real	Atascadero	Retail
Miners Ace Hardware	9370 El Camino Real	Atascadero	Retail
Sherwin-Williams	5995 Entrada Ave	Atascadero	Retail
Terra Paints	8384 El Camino Real	Atascadero	Retail
Cambria True Value Hardware	2345 Village Ln	Cambria	Retail
Miners Ace Hardware	1056 W Grand Ave	Grover Beach	Retail
Miners Ace Hardware	1080 Los Osos Valley Rd	Los Osos	Retail

YEAR-ROUND SITES

776 PAINTCARE CALIFORNIA DROP-OFF SITES 2016 - PAGE 17



Site Name	Address	City	Type
Miners Ace Hardware	510 Atascadero Rd	Morro Bay	Retail
Morro Bay Wastewater Plant HHW Facility	160 Atascadero Rd	Morro Bay	HHW Facility
Miners Ace Hardware	553 W Tefft St	Nipomo	Retail
Nipomo HHW Facility	509 Southland St	Nipomo	HHW Facility
Blakes True Value Home Center	1701 Riverside Ave	Paso Robles	Retail
Heritage Ranch CSD	4860 Heritage Rd	Paso Robles	HHW Facility
Kelly-Moore	611 Creston Rd	Paso Robles	Retail
Orchard Supply Hardware	2005 Theatre Dr	Paso Robles	Retail
Paso Robles Landfill HHW Facility	9000 Highway 46 E	Paso Robles	HHW Facility
Sherwin-Williams	1313 Riverside Ave	Paso Robles	Retail
Walmart	180 Niblick Rd	Paso Robles	Retail
Orchard Supply Hardware	825 Oak Park Blvd	Pismo Beach	Retail
Cold Canyon Landfill HHW Facility	2268 Carpenter Canyon Rd	San Luis Obispo	HHW Facility
Home Depot	1551 Froom Ranch Way	San Luis Obispo	Retail
Kelly-Moore	187 Tank Farm Rd	San Luis Obispo	Retail
Miners Ace Hardware	2034 Santa Barbara Rd	San Luis Obispo	Retail
Sherwin-Williams	102 Cross St	San Luis Obispo	Retail
Sherwin-Williams	3281 S Higuera St	San Luis Obispo	Retail
Hewitt Hardware	428 S Main St	Templeton	Retail

SAN MATEO COUNTY (27)

Gray's Paint & Wallpaper	783 California Dr	Burlingame	Retail
Sherwin-Williams	1525 Rollins Rd	Burlingame	Retail
Dunn-Edwards	2201 Junipero Serra Blvd	Daly City	Retail
Kelly-Moore	6835 Mission St	Daly City	Retail
Sherwin-Williams	7298 Mission St	Daly City	Retail
Orchard Supply Hardware	1010 Metro Center Blvd	Foster City	Retail
Hassett Ace Ocean Shore Hardware	111 Main St	Half Moon Bay	Retail
Kelly-Moore	1497 El Camino Real	Millbrae	Retail
Orchard Supply Hardware	900 El Camino Real	Millbrae	Retail
Recology of the Coast	1046 Palmetto Ave	Pacifica	HHW Facility
Recology of the Coast	1046 Palmetto Ave	Pacifica	Transfer Station
Hassett Ace	282 Woodside Plaza	Redwood City	Retail
HHW Giveaway Program Facility	310 Pine St	Redwood City	Recycling Center
Kelly-Moore	1391 Woodside Rd	Redwood City	Retail
Orchard Supply Hardware	2110 Middlefield Rd	Redwood City	Retail
Recology of San Bruno	101 Tanforan Ave	San Bruno	Transfer Station
Kelly-Moore	1075 Commercial St	San Carlos	Retail
PPG Paints	476 Industrial Rd	San Carlos	Retail

YEAR-ROUND SITES

776 PAINTCARE CALIFORNIA DROP-OFF SITES 2016 - PAGE 18



Site Name	Address	City	Type
South Bay Recycling	333 Shoreway Rd	San Carlos	Transfer Station
Dunn-Edwards	3580 S El Camino Real	San Mateo	Retail
Hassett Ace Winsom	545 First Ave	San Mateo	Retail
Kelly-Moore	616 South B St	San Mateo	Retail
San Mateo HHW Collection Facility	32 Tower Rd	San Mateo	HHW Facility
Sherwin-Williams	2240 S El Camino Real	San Mateo	Retail
Blue Line Transfer Station	500 E Jamie Ct	South San Francisco	Transfer Station
Kelly-Moore	113 Hickey Blvd	South San Francisco	Retail
Orchard Supply Hardware	2245 Gellert Blvd	South San Francisco	Retail

SANTA BARBARA COUNTY (19)

Waste Management - HSS Recycling Center	97 Commerce Dr	Buellton	Recycling Center
City of Carpinteria	5775 Carpinteria Ave	Carpinteria	Other
Goleta Recycle Center	20 David Love Pl	Goleta	Recycling Center
Orchard Supply Hardware	125 N Fairview Ave	Goleta	Retail
Lompoc HHW Collection Facility	1585 North V St	Lompoc	HHW Facility
Sherwin-Williams	137 W Central Ave	Lompoc	Retail
Community Hazardous Waste Collection Center	EH&S Building 565 Mesa Rd UCSB	Santa Barbara	HHW Facility
Dunn-Edwards	233 W Carrillo St	Santa Barbara	Retail
PPG Paints Center	132 E Montecito St	Santa Barbara	Retail
Santa Barbara Recycle Center	725 Cacique St	Santa Barbara	Recycling Center
Sherwin-Williams	617 Chapala St	Santa Barbara	Retail
Vista Paint	516 E Gutierrez St	Santa Barbara	Retail
Kelly-Moore	1760 S Broadway	Santa Maria	Retail
Orchard Supply Hardware	1950 S Broadway	Santa Maria	Retail
PPG Paints	721 S Miller St	Santa Maria	Retail
Santa Maria Landfill & HHW Facility	2065 E Main St	Santa Maria	HHW Facility
Sherwin-Williams	2049 S Broadway	Santa Maria	Retail
Waste Management - HSS Recycling Center	1850 W Betteravia Rd	Santa Maria	Recycling Center
Valley Hardware and Garden Center	1665 Mission Dr	Solvang	Retail

SANTA CLARA COUNTY (48)

Kelly-Moore	1501 W Campbell Ave	Campbell	Retail
Kelly-Moore	8565 Monterey St	Gilroy	Retail
Sherwin-Williams	8589 Monterey St	Gilroy	Retail
Los Gatos Ace Hardware	15300 Los Gatos Blvd	Los Gatos	Retail
Kelly-Moore	301 W Calaveras Blvd	Milpitas	Retail
Orchard Supply Hardware	125 N Milpitas Blvd	Milpitas	Retail
Sherwin-Williams	15 N Milpitas Blvd	Milpitas	Retail

YEAR-ROUND SITES

776 PAINTCARE CALIFORNIA DROP-OFF SITES 2016 - PAGE 19



Site Name	Address	City	Type
Kelly-Moore	820 E Dunne Ave	Morgan Hill	Retail
Sherwin-Williams	257 Vineyard Town Center	Morgan Hill	Retail
Dunn-Edwards	1949 W El Camino Real	Mountain View	Retail
Kelly-Moore	180 E El Camino Real E	Mountain View	Retail
Kelly-Moore	411 Fairchild Dr	Mountain View	Retail
Orchard Supply Hardware	2555 Charleston Rd	Mountain View	Retail
Kelly-Moore	411 Page Mill Rd	Palo Alto	Retail
Regional Water Quality Control Plant	2501 Embarcadero Way	Palo Alto	HHW Facility
Dunn-Edwards	1029 Blossom Hill	San Jose	Retail
Dunn-Edwards	690 N Winchester Blvd	San Jose	Retail
Kelly-Moore	1145 S Bascom Ave	San Jose	Retail
Kelly-Moore	1510 S De Anza Blvd	San Jose	Retail
Kelly-Moore	1650 E Capitol Expressway	San Jose	Retail
Kelly-Moore	1912 Camden Ave	San Jose	Retail
Kelly-Moore	2910 Alum Rock Ave	San Jose	Retail
Kelly-Moore	375 Saratoga Ave	San Jose	Retail
Kelly-Moore	469 Blossom Hill Rd	San Jose	Retail
Kelly-Moore	710 Auzerais Ave	San Jose	Retail
Leo Recycle	215 Leo Ave	San Jose	Transfer Station
Orchard Supply Hardware	1375 Blossom Hill Rd	San Jose	Retail
Orchard Supply Hardware	1751 E Capitol Expy	San Jose	Retail
Orchard Supply Hardware	3000 Alum Rock Ave	San Jose	Retail
Orchard Supply Hardware	377 Royal Ave	San Jose	Retail
Orchard Supply Hardware	5365 Prospect Rd	San Jose	Retail
Orchard Supply Hardware	5651 Cottle Rd	San Jose	Retail
PPG Paints	1090 S Bascom Ave	San Jose	Retail
Sherwin-Williams	2606 Alum Rock Rd	San Jose	Retail
Sherwin-Williams	3019 Monterey Rd	San Jose	Retail
Sherwin-Williams	840 Willow St	San Jose	Retail
Sherwin-Williams	850 The Alameda	San Jose	Retail
Sherwin-Williams	960 S Bascom Ave	San Jose	Retail
Santa Clara County HHW San Jose	1608 Las Plumas Ave	San Jose	HHW Facility
Santa Clara County HHW San Martin	13055 Murphy Ave	San Martin	HHW Facility
Kelly-Moore	2057 El Camino Real	Santa Clara	Retail
Kelly-Moore	901 Laurelwood Rd	Santa Clara	Retail
Orchard Supply Hardware	3615 El Camino Real	Santa Clara	Retail
Sherwin-Williams	1717 El Camino Real	Santa Clara	Retail
Kelly-Moore	999 E El Camino Real	Sunnyvale	Retail

YEAR-ROUND SITES

776 PAINTCARE CALIFORNIA DROP-OFF SITES 2016 - PAGE 20



Site Name	Address	City	Type
Orchard Supply Hardware	1601 Hollenbeck Ave	Sunnyvale	Retail
Orchard Supply Hardware	777 Sunnyvale Saratoga Rd	Sunnyvale	Retail
SMaRT Station	301 Carl Rd	Sunnyvale	Transfer Station

SANTA CRUZ COUNTY (9)

HHW Facility at Ben Lomond Transfer Station	9835 Newell Creek Rd	Ben Lomond	HHW Facility
Orchard Supply Hardware	1601 41st Ave	Capitola	Retail
GreenSpace	719 Swift St 56-A	Santa Cruz	Retail
HHW Facility at City of Santa Cruz Resource Recovery	605 DiMeo Ln	Santa Cruz	HHW Facility
Kelly-Moore	1001 Ocean St	Santa Cruz	Retail
Sherwin-Williams	408 Front St	Santa Cruz	Retail
HHW Facility at Buena Vista Landfill	1231 Buena Vista Dr	Watsonville	HHW Facility
Kelly-Moore	1405 Freedom Blvd	Watsonville	Retail
Orchard Supply Hardware	1060 S Green Valley Rd	Watsonville	Retail

SHASTA COUNTY (10)

Hardware Express	1900 Marx Way	Anderson	Retail
Paint Mart	3101 E St	Anderson	Retail
Burney Transfer Station	21105 Black Ranch Rd	Burney	Transfer Station
City of Redding HHWCF	2255 Abernathy Ln	Redding	HHW Facility
Hardware Express	2225 Eureka Way	Redding	Retail
Kelly-Moore	2686 Hilltop Dr	Redding	Retail
Orchard Supply Hardware	2340 Athens Ave	Redding	Retail
Paint Mart	2330 Larkspur Ln	Redding	Retail
Sherwin-Williams	2365 Athens Ave	Redding	Retail
Hardware Express	3020 Cascade Blvd	Shasta Lake	Retail

SIERRA COUNTY (1)

Loyalton Landfill	#1 Garbage Pit Rd	Loyalton	Landfill
-------------------	-------------------	----------	----------

SISKIYOU COUNTY (3)

Fort Jones Lumber Yard	12325 Marble View Dr	Fort Jones	Retail
Solanos Alpine Hardware Do It Best	128 Morgan Way	Mount Shasta	Retail
Solanos Home Improvement Center	700 Shastina Dr	Weed	Retail

SOLANO COUNTY (8)

City of Benicia Corp Yard	2400 E Second St	Benicia	Transfer Station
Kelly-Moore	1315 Oliver Rd	Fairfield	Retail
Solano Garbage (HHW)	2901 Industrial Ct	Fairfield	HHW Facility
Kelly-Moore	105 Elmira Rd	Vacaville	Retail
Sherwin-Williams	141 Elmira Rd	Vacaville	Retail
Vacaville (City of) HHW Facility	855 1/2 Davis St	Vacaville	HHW Facility

YEAR-ROUND SITES

776 PAINTCARE CALIFORNIA DROP-OFF SITES 2016 - PAGE 21



Site Name	Address	City	Type
Kelly-Moore	815 Tennessee St	Vallejo	Retail
Recology Vallejo	2021 Broadway St	Vallejo	Transfer Station

SONOMA COUNTY (19)

Ace Hardware Cloverdale	750 S Cloverdale Blvd	Cloverdale	Retail
Dunn-Edwards	407 Aaron St	Cotati	Retail
Garrett Ace Hardware	1340 Healdsburg Ave	Healdsburg	Retail
Kelly-Moore	905 Lakeville St	Petaluma	Retail
Orchard Supply Hardware	1390 N McDowell Blvd	Petaluma	Retail
Petersons Paint & Decorating	800 Lindberg Ln	Petaluma	Retail
Sherwin-Williams	905 E Washington St	Petaluma	Retail
Sonoma County Household Toxics Facility (HHW)	500 Mecham Rd	Petaluma	HHW Facility
Kelly-Moore	480 Rohnert Park Expy	Rohnert Park	Retail
Sherwin-Williams	5673 Redwood Dr	Rohnert Park	Retail
Kelly-Moore	1026 Fourth St	Santa Rosa	Retail
Kelly-Moore	1478 Guerneville Rd	Santa Rosa	Retail
Kelly-Moore	217 Roberts Ave	Santa Rosa	Retail
Orchard Supply Hardware	2230 Cleveland Ave	Santa Rosa	Retail
Sherwin-Williams	1350 Farmers Ln	Santa Rosa	Retail
Sherwin-Williams	3310 Airway Dr	Santa Rosa	Retail
Sebastopol Hardware Center	660 Gravenstein Hwy N	Sebastopol	Retail
Kelly-Moore	18506 Hwy 12	Sonoma	Retail
Garrett Ace Hardware	10540 Old Redwood Hwy	Windsor	Retail

STANISLAUS COUNTY (13)

Dunn-Edwards	2000 W Orangeburg Ave	Modesto	Retail
Habitat for Humanity ReStore	630 Kearney Ave	Modesto	ReStore
Kelly-Moore	1004 McHenry Ave	Modesto	Retail
Orchard Supply Hardware	1800 Oakdale Rd	Modesto	Retail
Orchard Supply Hardware	2800 Sisk Rd	Modesto	Retail
PPG Paints	1447 Coldwell Ave	Modesto	Retail
Sherwin-Williams	3301 McHenry Ave	Modesto	Retail
Stanislaus County HHW	1710 Morgan Rd	Modesto	HHW Facility
Vista Paint	1944 W Orangeburg Ave	Modesto	Retail
Sherwin-Williams	1065 Sperry Ave	Patterson	Retail
Kelly-Moore	5382 Pirrone Rd	Salida	Retail
Kelly-Moore	2100 W Monte Vista Ave	Turlock	Retail
Orchard Supply Hardware	3051 Geer Rd	Turlock	Retail

YEAR-ROUND SITES

776 PAINTCARE CALIFORNIA DROP-OFF SITES 2016 - PAGE 22



Site Name	Address	City	Type
SUTTER COUNTY (1)			
Sherwin-Williams	1191 Bridge St	Yuba City	Retail
TEHAMA COUNTY (5)			
Corning Ace Hardware	2020 Solano St	Corning	Retail
Tehama County Landfill (HHW)	3281 Highway 99 W	Corning	HHW Facility
Los Molinos Ace Hardware	7930 State Highway 99E	Los Molinos	Retail
Paint Mart	435 Antelope Blvd	Red Bluff	Retail
Tehama County Landfill	19995 Plymire Rd	Red Bluff	HHW Facility
TRINITY COUNTY (1)			
Trinity Lumber and Building Supply	230 Washington St	Weaverville	Retail
TULARE COUNTY (4)			
Sherwin-Williams	1212 W Olive Ave	Porterville	Retail
Kelly-Moore	3220 Mooney Blvd	Visalia	Retail
Orchard Supply Hardware	2230 W Walnut Ave	Visalia	Retail
PPG Paints	2010 E Mineral King Ave	Visalia	Retail
TUOLUMNE COUNTY (5)			
Groveland Transfer Station	10700 Merrell Rd	Groveland	HHW Facility
Jamestown HHW Facility	17855 High School Rd	Jamestown	HHW Facility
Kelly-Moore	880 Sanguinetti Rd	Sonora	Retail
Orchard Supply Hardware	750 E Mono Way	Sonora	Retail
Cal Sierra Transfer Station	19309 Industrial Dr	Sonora	Transfer Station
VENTURA COUNTY (18)			
City of Camarillo HHW Facility	880 Verdulera St	Camarillo	HHW Facility
City of Oxnard PHHWCF	880 Verdulera St	Camarillo	HHW Facility
Decor West	2124 Ventura Blvd	Camarillo	Retail
Sherwin-Williams	275 W Los Angeles Ave	Moorpark	Retail
City of Thousand Oaks HHW	2010 Conejo Center Dr	Newbury Park	HHW Facility
Frontier Paint & Wallcovering	227 Baldwin Rd	Ojai	Retail
Dunn-Edwards	685 E Ventura Blvd	Oxnard	Retail
Sherwin-Williams	2011 Auto Center Dr	Oxnard	Retail
Vista Paint	2100 Outlet Center Dr	Oxnard	Retail
Dunn-Edwards	50 West Easy St	Simi Valley	Retail
Sherwin-Williams	3200 E Los Angeles Ave	Simi Valley	Retail
Decor Color and Design	2820 E Thousand Oaks Blvd	Thousand Oaks	Retail
Dunn-Edwards	360 E Thousand Oaks Blvd	Thousand Oaks	Retail
Orchard Supply Hardware	1934 E Avenida De Los Arboles	Thousand Oaks	Retail
Sherwin-Williams	2994 E Thousand Oaks Blvd	Thousand Oaks	Retail

YEAR-ROUND SITES

776 PAINTCARE CALIFORNIA DROP-OFF SITES 2016 - PAGE 23



Site Name	Address	City	Type
City of Ventura HHW Facility	5275 Colt St	Ventura	HHW Facility
County of Ventura Pollution Prevention Center (HHW)	5777 N Ventura Ave	Ventura	HHW Facility
Gold Coast Recycling & Transfer Station	5275 Colt St	Ventura	Transfer Station

YOLO COUNTY (6)

Kelly-Moore	4120 Chiles Rd	Davis	Retail
Esparto Recycling & Transfer Station	27075 County Rd 19A	Esparto	Transfer Station
Kelly-Moore	831 Harbor Blvd	West Sacramento	Retail
Orchard Supply Hardware	1350 E Main St	Woodland	Retail
Sherwin-Williams	1392 E Main St	Woodland	Retail
Yolo County Central Landfill (HHW)	44090 County Rd	Woodland	HHW Facility

YUBA COUNTY (1)

Habitat for Humanity ReStore	202 D St	Marysville	ReStore
------------------------------	----------	------------	---------



SUPPLEMENTAL SITES

199 PAINTCARE CALIFORNIA DROP-OFF SITES 2016 - PAGE 1

(BLUE NUMBERS TO LEFT OF SITE NAME INDICATE NUMBER OF EVENTS, IF ANY)

Site Name	Address	City	Type
ALAMEDA COUNTY (8)			
2 Alameda County HHW Event	51 W Trident Ave	Alameda	HHW Event
2 Albany HHW Event	1100 Eastshore Hwy	Albany	HHW Event
1 Castro Valley Temp Event	19600 Cull Canyon	Castro Valley	HHW Event
1 Micro Dental Parking Lot	5601 Arnold Dr	Dublin	HHW Event
Greencycle Paint Inc (Closed Sept 2015)	7531 San Leandro St	Oakland	Paint Recycler
2 Alameda County HHW Event	4501 Pleasanton Ave	Pleasanton	HHW Event
1 San Leandro Public Works Yard	14200 Chapman St	San Leandro	HHW Event
1 Alameda County HHW Event	33377 Western Ave	Union City	HHW Event
CONTRA COSTA COUNTY (5)			
1 East Contra Costa HHW Event	2300 Elkins Way	Brentwood	HHW Event
1 Discovery Bay Elementary (HHW Event)	1700 Willow Lake Rd	Discovery Bay	HHW Event
1 Delta Diablo HHW Event	6000 Bridgehead	Oakley	HHW Event
Sherwin-Williams (active 2 months in FY2016)	2727 Pinole Valley Rd	Pinole	Retail
Orchard Supply Hardware (Closed Dec 2015)	1041 Market Pl	San Ramon	Retail
DEL NORTE COUNTY (1)			
1 Del Norte County	1700 State St	Crescent City	HHW Event
FRESNO COUNTY (1)			
1 Mid Valley Disposal Kingsburg Yard (HHW Event)	1535 Avenue 392	Kingsburg	HHW Event
HUMBOLDT COUNTY (2)			
Eel River Resource Recovery (Closed Feb 2016)	1445 Tenth St	Arcata	Transfer Station
Southern Humboldt Builders Service (Closed July 2015)	690 Thomas Rd	Garberville	Retail
INYO COUNTY (4)			
Big Pine Transfer Station	Big Pine Dump Rd	Big Pine	HHW Facility
Bishop Landfill (HHW)	110 Sunland Rd	Bishop	HHW Facility
Independence Landfill (HHW)	Dump Rd	Independence	HHW Facility
Lone Pine Landfill (HHW)	450 Substation Rd	Lone Pine	HHW Facility
KERN COUNTY (8)			
1 Boron Landfill	11400 Boron Ave	Boron	HHW Event
1 California City Event	20890 Hacienda Blvd	California City	HHW Event
2 McFarland Delano Transfer Station	11249 Stradley Ave	Delano	HHW Event
3 Kern Valley Transfer Station Kernville	6092 Wulstein Ave	Kernville	HHW Event

SUPPLEMENTAL SITES

199 PAINTCARE CALIFORNIA DROP-OFF SITES 2016 - PAGE 2

(BLUE NUMBERS TO LEFT OF SITE NAME INDICATE NUMBER OF EVENTS, IF ANY)



Site Name	Address	City	Type
2 Lebec Transfer Station	300 Landfill Rd	Lebec	HHW Event
Kern County Mojave Special Waste Facility	17035 Finnin St	Mojave	HHW Facility
2 Taft Landfill	13351 Elk Hills Rd	Taft	HHW Event
6 Tehachapi Landfill	12001 Tehachapi Blvd	Tehachapi	HHW Event

LAKE COUNTY (1)

1 Lucerne Harbor (Event)	6319 E Hwy 20	Lucerne	HHW Event
--------------------------	---------------	---------	-----------

LOS ANGELES COUNTY (71)

1 City of Calabasas	5300 Lost Hills Rd	Agoura	HHW Event
1 Alhambra HHW at DPW Parking Lot	900 S Fremont Ave	Alhambra	HHW Event
1 LA County DPW Fleet Maintenance Yard	252 W Mountain View Ave	Altadena	HHW Event
1 City of Arcadia	285 W Huntington Dr	Arcadia	HHW Event
1 City of Artesia	11997 South St	Artesia	HHW Event
1 Northrop-Grumman Corp	1050 W Third St	Azusa	HHW Event
1 City of Baldwin Park	4100 Baldwin Park Blvd at Morgan Pk	Baldwin Park	HHW Event
1 Bell City Yard	5320 Gage Ave	Bell Gardens	HHW Event
1 City of Bellflower - Simms Park	16614 Clark Ave	Bellflower	HHW Event
1 City of Beverly Hills	Foothill Rd btw Alden Dr and W 3rd St	Beverly Hills	HHW Event
1 City of Burbank	1845 Ontario St	Burbank	HHW Event
1 Joint Water Pollution Control Plant	24501 S Figueroa St	Carson	HHW Event
1 Claremont Corporate Yard	1616 Monte Vista Ave	Claremont	HHW Event
1 Compton Woodley Airport	901 W Alondra Blvd	Compton	HHW Event
1 City of Covina (City Yard)	534 N Barranca Ave	Covina	HHW Event
1 Culver City HHW	10808 Culver Blvd	Culver City	HHW Event
1 City Streets Gateway Corporate Center	1300 Block of Bridge Gate Dr	Diamond Bar	HHW Event
1 City of Downey	9300 Imperial Hwy	Downey	HHW Event
1 City of Duarte Civic Center	1600 Huntington Dr	Duarte	HHW Event
1 El Monte Airport (HHW Event)	4233 N Santa Anita Ave	El Monte	HHW Event
1 Raytheon Company - Lot F	2000 E El Segundo Blvd	El Segundo	HHW Event
1 Arthur Johnson Park (Event)	1200 W 170th st	Gardena	HHW Event
1 Citrus College Stadium Parking Lot	1000 W Foothill Blvd	Glendora	HHW Event
1 Dibble Adult School	1600 Pontenova Ave	Hacienda Heights	HHW Event
1 City of Hawthorne	3851 W El Segundo Blvd	Hawthorne	HHW Event
1 Clark Field	861 Valley Dr	Hermosa Beach	HHW Event
1 Huntington Park City Yard	6900 Bissell St	Huntington Park	HHW Event
1 Lennox Park and Ride Lot	11230 South Acacia St	Inglewood	HHW Event

SUPPLEMENTAL SITES

199 PAINTCARE CALIFORNIA DROP-OFF SITES 2016 - PAGE 3

(BLUE NUMBERS TO LEFT OF SITE NAME INDICATE NUMBER OF EVENTS, IF ANY)



Site Name	Address	City	Type
1 City of Irwindale	160 E Longden Ave	Irwindale	HHW Event
1 Hacienda Park (HHW Event)	1885 N Hacienda Blvd	La Habra Heights	HHW Event
1 La Mirada Regional Park HHW	13701 Adelfa Dr	La Mirada	HHW Event
1 La Puente HHW	501 N Glendora Ave	La Puente	HHW Event
1 City of La Verne	Fairplex Dr and W McKinley Ave	La Verne	HHW Event
1 Vista San Gabriel Elementary (HHW Event)	18020 E Ave O	Lake Los Angeles	HHW Event
1 Lawndale High School	14901 S Inglewood Ave	Lawndale	HHW Event
1 City of Lomita	24300 Narbonne Ave	Lomita	HHW Event
1 Crenshaw Christian Center	7901 S Vermont Ave	Los Angeles	HHW Event
1 Los Angeles City of RSM	3800 S Crenshaw Blvd	Los Angeles	HHW Event
1 Roosevelt Park Senior Center	7600 Graham Ave	Los Angeles	HHW Event
1 South Park HHW Event (South Park Recreation Center)	345 E 51st St	Los Angeles	HHW Event
1 Lynwood City Streets	1790 Bellinger St	Lynwood	HHW Event
1 City of Malibu	23519 W Civic Center Way	Malibu	HHW Event
1 City of Marina Del Rey	13501 Fiji Way Dock 52 Parking Lot	Marina Del Rey	HHW Event
1 Maywood HHW	57th St @ Heliotrope Ave	Maywood	HHW Event
1 City of Monrovia	100 W Pomona Ave	Monrovia	HHW Event
1 City of Monterey Park	Bleakwood Ave and Floral Dr	Monterey Park	HHW Event
1 City of Norwalk	11110 Alondra Blvd	Norwalk	HHW Event
Antelope Valley Public Landfill	1200 W City Ranch Rd	Palmdale	HHW Facility
1 Paramount Swap Meet	7900 All American City Way	Paramount	HHW Event
1 Rose Bowl Parking Lot K (HHW Event)	1001 Rose Bowl Blvd	Pasadena	HHW Event
1 Pico Rivera (HHW Event)	8101 Rosemead Blvd	Pico Rivera	HHW Event
1 LA County Fair	1101 W McKinley Ave	Pomona	HHW Event
1 City of Rancho Palos Verdes	30940 Hawthorne Blvd	Rancho Palos Verdes	HHW Event
1 Performing Arts Center (HHW Event)	1935 Manhattan Beach Blvd	Redondo Beach	HHW Event
1 Southern California Edison (HHW Event Rosemead)	2255 Walnut Grove Ave	Rosemead	HHW Event
1 Rowland High School	2000 S Otterbein St	Rowland Heights	HHW Event
1 City of South El Monte	1415 Santa Anita Ave	S El Monte	HHW Event
1 S Pasadena School District Headquarters	1020 El Centro St	S Pasadena	HHW Event
1 South Pasadena School District (HHW Event)	Diamond Ave at Mission St	S Pasadena	HHW Event
1 City of Santa Clarita	19201 Via Princessa	Santa Clarita	HHW Event
1 City of Santa Clarita Park & Ride (PaintCare Event)	19201 Via Princessa	Santa Clarita	PaintCare Event

SUPPLEMENTAL SITES

199 PAINTCARE CALIFORNIA DROP-OFF SITES 2016 - PAGE 4

(BLUE NUMBERS TO LEFT OF SITE NAME INDICATE NUMBER OF EVENTS, IF ANY)



Site Name	Address	City	Type
2 College of the Canyons	26455 Rockwell Canyon Rd	Santa Clarita	HHW Event
1 Rio Hondo College Fire Academy	11400 Greenstone Ave	Santa Fe Springs	HHW Event
PPG Paints (Closed Dec 2015)	928 Santa Monica Blvd	Santa Monica	Retail
1 City of Sierra Madre	45 Mariposa St	Sierra Madre	HHW Event
1 Southgate HHW Event	4701 Tweedy Blvd	South Gate	HHW Event
North Hollywood Hardware (active 1 month in FY2016)	11847 Ventura Blvd	Studio City	Retail
1 City of Torrance	1919 Torrance Blvd	Torrance	HHW Event
1 City of West Covina	825 Sunset Ave	W Covina	HHW Event
1 City of Whittier - Liberty Community Plaza	14181 Telegraph Rd	Whittier	HHW Event
1 Rio Hondo College (HHW Event)	3600 Workman Mill Rd Pking Lot A	Whittier	HHW Event
MADERA COUNTY (1)			
2 Yosemite High School HHW Event	50200 Rd 427	Oakhurst	HHW Event
MARIN COUNTY (2)			
1 Bolinas Fire Dept Mesa Park	100 Mesa Rd	Bolinas	HHW Event
1 Point Reyes Fire Station	101 Fourth St	Point Reyes Station	HHW Event
MENDOCINO COUNTY (8)			
3 HazMobile at Mendocino County Fair & Apple Show	14400 Highway 128	Boonville	HHW Event
1 HazMobile at Comptche Fire Department	8491 Flynn Creek Rd	Comptche	HHW Event
1 HazMobile at Covelo Transfer Station	90500 Refuse Rd	Covelo	HHW Event
1 HazMobile at Laytonville Fire Department	44950 Willis Ln	Laytonville	HHW Event
1 HazMobile at Point Arena Pier	810 Port Rd	Point Arena	HHW Event
4 HazMobile at Sea Ranch North Fire Station	960 Annapolis Rd	Sea Ranch	HHW Event
2 HazMobile at Brooktrails Community Svs District	24860 Birch St	Willits	HHW Event
3 HazMobile at Willits Corporation Yard	380 E Commercial St	Willits	HHW Event
MONTEREY COUNTY (2)			
1 Monterey Peninsula College	980 Fremont St	Monterey	HHW Event
1 Pebble Beach HHW Event	3101 Forest Lake Rd	Pebble Beach	HHW Event
NAPA COUNTY (2)			
2 Napa County Fairgrounds	1435 N Oak St	Calistoga	HHW Event
1 Rutherford Grove Winery	1673 St Helena Hwy	St Helena	HHW Event
NEVADA COUNTY (1)			
1 Truckee Tahoe Airport (PaintCare Event)	10356 Truckee Airport Rd	Truckee	PaintCare Event

SUPPLEMENTAL SITES

199 PAINTCARE CALIFORNIA DROP-OFF SITES 2016 - PAGE 5

(BLUE NUMBERS TO LEFT OF SITE NAME INDICATE NUMBER OF EVENTS, IF ANY)



Site Name	Address	City	Type
ORANGE COUNTY (4)			
PPG Paints (Closed May 2016)	3010 Bristol St	Costa Mesa	Retail
1 Cypress Civic Center HHW Event	5275 Orange Ave	Cypress	HHW Event
1 OCWR Laguna Woods, City of	24264 El Toro Rd	Laguna Woods	HHW Event
1 Saddleback High School (HHW Event)	2802 South Flower St	Santa Ana	HHW Event
PLACER COUNTY (1)			
1 Gold Country Fairgrounds	1273 High St	Auburn	HHW Event
PLUMAS COUNTY (1)			
1 Delleker Transfer Station (HHW Event)	73980-A Industrial Way	Portola	HHW Event
RIVERSIDE COUNTY (19)			
2 Anza Transfer Station (HHW Event)	40329 Terwilliger Rd	Anza	HHW Event
4 Lamb Canyon Landfill	16411 Lamb Canyon Rd	Beaumont	HHW Event
2 County Administration Center	260 N Broadway St	Blythe	HHW Event
3 Edom Hill Transfer Station	70-100 Edom Hill Rd	Cathedral City	HHW Event
2 Bagdouma Park	84625 Bagdad Ave	Coachella	HHW Event
2 City of Corona City Hall	400 S Vicentia Ave	Corona	HHW Event
1 Desert Center Landfill	17 991 Kaiser Rd	Desert Center	HHW Event
2 Riverside County Transportation Maintenance Facility	25780 Johnson Rd	Idyllwild	HHW Event
3 Riverside County Fair Grounds	46-350 Arabia St	Indio	HHW Event
2 La Quinta City Hall Parking Lot	78495 Calle Tampico	La Quinta	HHW Event
Lake Elsinore HHW Collection Facility	512 N Langstaff St	Lake Elsinore	HHW Facility
2 Riverside County Sheriffs Substation	91-260 Ave 66	Mecca	HHW Event
3 Moreno Valley City Maintenance Facility	15670 Perris Blvd	Moreno Valley	HHW Event
2 Murrieta City Hall Nbr 1 Town Square	24601 Jefferson Ave	Murrieta	HHW Event
1 City of Palm Desert (Event)	41-800 Corporate Way	Palm Desert	HHW Event
1 Good Hope / Meadowbrook Community Center Fire Station Nbr 9	21565 Steele Peak Dr	Perris	HHW Event
2 Mead Valley Community Center	21091 Rider St	Perris	HHW Event
2 Pinyon Flats Transfer Station	South End of Pinyon Flats Rd	Pinyon Pines	HHW Event
1 City Public Works Parking Lot	43200 Business Pk Dr	Temecula	HHW Event
SACRAMENTO COUNTY (1)			
2 City of Citrus Heights	6041 Sunrise Mall	Citrus Heights	HHW Event
SAN BERNARDINO COUNTY (6)			
San Bernardino County Fire Department - Big River	150260 Capistrano Way	Big River	Other



SUPPLEMENTAL SITES

199 PAINTCARE CALIFORNIA DROP-OFF SITES 2016 - PAGE 6

(BLUE NUMBERS TO LEFT OF SITE NAME INDICATE NUMBER OF EVENTS, IF ANY)

Site Name	Address	City	Type
San Bernardino County Fire Department - Helendale	27089 Helendale Rd	Helendale	Other
2 SB County HHW Needles	112 Robuffa St	Needles	HHW Event
1 SB County HHW Phelan	9828 Buckwheat Rd	Phelan	HHW Event
1 SB County Twentynine Palms Temp Event	6136 Adobe Rd	Twentynine Palms	HHW Event
1 SB County HHW Yucaipa	13273 California St	Yucaipa	HHW Event
SAN DIEGO COUNTY (9)			
1 Borrego Springs Mall (HHW Event)	500-585 Palm Canyon Dr	Borrego Springs	HHW Event
1 County of San Diego HHW Event Boulevard/Jacumba Sheriff Station	39919 State Highway 94	Boulevard	HHW Event
1 Castle Park High School (PaintCare Event)	1395 Hilltop Dr	Chula Vista	PaintCare Event
1 Southwestern College- City of Chula Vista ABOP Event	900 Otay Lakes Rd	Chula Vista	HHW Event
1 Frazier Elementary School (SD Co)	1835 Gum Tree Ln	Fallbrook	HHW Event
City of La Mesa HHW	8184 Commercial St	La Mesa	HHW Facility
Sherwin-Williams (Closed Dec 2015)	5349 Jackson Dr	La Mesa	Retail
Sherwin-Williams (Closed Jan 2016)	12511 Poway Rd	Poway	Retail
1 Valley Center Lower Elementary School	28751 Cole Grade Rd	Valley Center	HHW Event
SAN JOAQUIN COUNTY (3)			
1 San Joaquin County HHW Event	1333 E Turner Rd	Lodi	HHW Event
2 Mistlin Sports Park (HHW Event)	1201 W River Rd	Ripon	HHW Event
1 Tracy Airport (HHW Event)	5749 S Tracy Blvd	Tracy	HHW Event
SAN MATEO COUNTY (6)			
4 Daly City City Hall	333 90th St	Daly City	HHW Event
1 Corporation Yard of La Honda	59 Entrada Way	La Honda	HHW Event
2 Menlo Park Public Works	333 Burgees Dr	Menlo Park	HHW Event
1 Portola Valley Town Hall	765 Portola Valley Rd	Portola Valley	HHW Event
4 Redwood City Maintenance Yard	1400 Broadway	Redwood City	HHW Event
Blue Line Transfer Station	500 E Jamie Ct	South San Francisco	HHW Facility
SANTA BARBARA COUNTY (3)			
1 City of Carpinteria Annual Household Goods and HHW Day	5775 Carpinteria Ave	Carpinteria	HHW Event
1 Santa Ynez Valley HHW Collection Event	404 Foxen Canyon Rd	Los Olivos	HHW Event
1 Cuyama Valley HHW Colletion Event	5073 Highway 166	New Cuyama	HHW Event
SANTA CLARA COUNTY (6)			
1 Egan Junior High School (HHW Event)	102 West Portola Ave	Los Altos	HHW Event
1 Milpitas Temporary HHW Event	1285 Escuela Pkwy	Milpitas	HHW Event



SUPPLEMENTAL SITES

199 PAINTCARE CALIFORNIA DROP-OFF SITES 2016 - PAGE 7

(BLUE NUMBERS TO LEFT OF SITE NAME INDICATE NUMBER OF EVENTS, IF ANY)

Site Name	Address	City	Type
1 Capitol Caltrain Station Park & Ride (PaintCare Event)	3400 Monterey Hwy @ Fehren Dr	San Jose	PaintCare Event
2 City of Santa Clara	1700 Walsh Ave	Santa Clara	HHW Event
3 Santa Clara County HHW	221 Commercial St	Sunnyvale	HHW Event
Santa Clara County Sunnyvale HHW Collection Facility	164 Carl Rd	Sunnyvale	HHW Facility
SISKIYOU COUNTY (2)			
1 Black Butte Transfer Station (Event)	1310 Springhill Rd	Mount Shasta	HHW Event
1 County of Siskiyou	279 Sharps Rd	Yreka	HHW Event
SONOMA COUNTY (1)			
1 Luther Burbank Center for the Arts (PaintCare Event)	50 Mark West Spring Rd	Santa Rosa	PaintCare Event
STANISLAUS COUNTY (10)			
1 Stanislaus County Temporary Event - Hughson	3700 Walker Ln	Hughson	HHW Event
1 Stanislaus County Temp Event - King Kennedy Center	601 S Martin Luther King Dr	Modesto	HHW Event
1 Stanislaus County Temp Event - Modesto	731 El Vista Ave	Modesto	HHW Event
4 Stanislaus County Temporary Event - Newman	712 Fresno St	Newman	HHW Event
6 Stanislaus County Temporary Event - Oakdale	455 S Fifth St	Oakdale	HHW Event
4 Stanislaus County Temporary Event - Patterson	1025 W Las Palmas Ave	Patterson	HHW Event
4 Stanislaus County Temporary Event - Riverbank	2901 High St	Riverbank	HHW Event
1 Stanislaus County Temporary Event - Salida	4835 Sisk Rd	Salida	HHW Event
6 Stanislaus County Temporary Event - Turlock	901 Walnut Ave	Turlock	HHW Event
1 Stanislaus County Temporary Event - Waterford	540 C St	Waterford	HHW Event
TRINITY COUNTY (3)			
1 Burnt Ranch Elementary School	251 Burnt Ranch School Rd	Burnt Ranch	HHW Event
1 Hayfork Library	6641 State Highway 3	Hayfork	HHW Event
1 Trinity County Transfer Station	173 Tom Bell Rd	Weaverville	HHW Event
TUOLUMNE COUNTY (2)			
1 Groveland Big Oak Flat	11240 Wards Ferry Rd	Big Oak Flat	HHW Event
1 Sonora HHW Event	14959 Camage Ave	Sonora	HHW Event
VENTURA COUNTY (3)			
1 Bell Canyon HHW Event	Bus Trolley Station Bell Canyon Rd	Bell Canyon	HHW Event

SUPPLEMENTAL SITES

199 PAINTCARE CALIFORNIA DROP-OFF SITES 2016 - PAGE 8

(BLUE NUMBERS TO LEFT OF SITE NAME INDICATE NUMBER OF EVENTS, IF ANY)



Site Name

Address

City

Type

2 City of Fillmore

743 Sespe Pl

Fillmore

HHW Event

Sherwin-Williams (Closed Dec 2015)

4005 E Main St

Ventura

Retail

YOLO COUNTY (2)

1 Clarksburg Corporation Yard

51230 Clarksburg Ave

Clarksburg

HHW Event

1 Richie Bros Auctioneers (Yolo Event)

5500 County Rd 99W

Dunnigan

HHW Event

DOOR TO DOOR PROGRAMS

16 PAINTCARE CALIFORNIA PROGRAMS 2016 - PAGE 1



Name

City

CONTRA COSTA COUNTY (2)

City of San Ramon

San Ramon

Rossmoor Private Community (Golden Rain Foundation)

Walnut Creek

LOS ANGELES COUNTY (8)

City of Arcadia

Arcadia

City of Diamond Bar

Diamond Bar

City of Manhattan Beach

Manhattan Beach

City of Monrovia

Monrovia

City of Rolling Hills Estates

Rolling Hills Estates

City of Santa Clarita

Santa Clarita

City of Santa Monica

Santa Monica

City of Westlake Village

Westlake Village

ORANGE COUNTY (3)

City of Laguna Beach

Laguna Beach

City of Laguna Woods

Laguna Woods

City of Mission Viejo

Mission Viejo

RIVERSIDE COUNTY (1)

City of Rancho Mirage

Rancho Mirage

SAN MATEO COUNTY (1)

SBWMA Rethink Waste

SANTA CLARA COUNTY (1)

City of Cupertino

Cupertino

**Appendix
Section B**

PaintCare Inc.
California Architectural Paint Recovery Program

Financial Statements
Including Report Required by
Public Resources Code Section 48700,
and Independent Auditors' Report

June 30, 2016

PaintCare Inc.
California Architectural Paint Recovery Program

Financial Statements
June 30, 2016

Contents

Independent Auditors' Report.....	1-2
<i>Financial Statements</i>	
Statement of Financial Position	3
Statement of Activities.....	4
Statement of Cash Flows	5
Notes to Financial Statements.....	6-9
<i>Supplementary Reports</i>	
Independent Auditors' Report on Internal Control Over Financial Reporting and on Compliance and Other Matters Based on an Audit of Financial Statements Performed in Accordance with <i>Government Auditing Standards</i>	10-11
Examination Report Over Compliance with the Financial Aspects of the Public Resources Code Section 48700, and Title 14, Division 7, Chapter 11, Article 2 of the California Code of Regulations	12
Schedule of Findings.....	13

INDEPENDENT AUDITORS' REPORT

To the Board of Directors
PaintCare Inc.

We have audited the accompanying financial statements of PaintCare Inc. ("PaintCare") California Architectural Paint Recovery Program ("the Program"), which comprise the statement of financial position as of June 30, 2016, the related statements of activities and cash flows for the year then ended, and the related notes to the financial statements.

Management's Responsibility for the Financial Statements

Management is responsible for the preparation and fair presentation of these financial statements in accordance with accounting principles generally accepted in the United States of America; this includes the design, implementation, and maintenance of internal control relevant to the preparation and fair presentation of financial statements that are free from material misstatement, whether due to fraud or error.

Auditor's Responsibility

Our responsibility is to express an opinion on these financial statements based on our audit. We conducted our audit in accordance with auditing standards generally accepted in the United States of America and the standards applicable to financial audits contained in *Government Auditing Standards*, issued by the Comptroller General of the United States. Those standards require that we plan and perform an audit to obtain reasonable assurance about whether the financial statements are free of material misstatement.

An audit involves performing procedures to obtain audit evidence about the amounts and disclosures in the financial statements. The procedures selected depend on the auditor's judgment, including the assessment of the risks of material misstatement of the financial statements, whether due to fraud or error. In making those risk assessments, the auditor considers internal control relevant to the entity's preparation and fair presentation of the financial statements in order to design audit procedures that are appropriate in the circumstances, but not for the purpose of expressing an opinion on the effectiveness of the entity's internal control. Accordingly, we express no such opinion. An audit also includes evaluating the appropriateness of accounting policies used and the reasonableness of significant accounting estimates made by management, as well as evaluating the overall presentation of the financial statements.

Auditor's Responsibility (continued)

We believe that the audit evidence we have obtained is sufficient and appropriate to provide a basis for our audit opinion.

Opinion

In our opinion, the financial statements referred to above present fairly, in all material respects, the financial position of the Program as of June 30, 2016, and the changes in its net assets and its cash flows for the year then ended in accordance with accounting principles generally accepted in the United States of America.

Other Reporting Required by Government Auditing Standards

In accordance with *Government Auditing Standards*, we have also used our report dated September 30, 2016, on our consideration of PaintCare's internal control over the Program's financial reporting and on our tests of its compliance with certain provisions of laws, regulations, contracts, and grant agreements and other matters. The purpose of that report is to describe the scope of our testing of internal control over financial reporting and compliance and the results of that testing, and not to provide an opinion on internal control over financial reporting or on compliance. That report is an integral part of an audit performed in accordance with *Government Auditing Standards* in considering PaintCare's internal control over the Program's financial reporting and compliance.

A handwritten signature in black ink that reads "Rogers + Company PLLC". The signature is written in a cursive, slightly stylized font.

Vienna, Virginia
September 30, 2016

PaintCare Inc.
California Architectural Paint Recovery Program

Statement of Financial Position
June 30, 2016

Assets	
Accounts receivable	\$ 4,343,687
Due from PaintCare Inc.	38,915,416
Prepaid expenses	<u>2,191</u>
Total assets	<u><u>\$ 43,261,294</u></u>
Liabilities and Net Assets	
Liabilities	
Accounts payable and accrued expenses	<u>\$ 3,818,482</u>
Total liabilities	<u>3,818,482</u>
Net Assets	
Unrestricted	<u>39,442,812</u>
Total net assets	<u>39,442,812</u>
Total liabilities and net assets	<u><u>\$ 43,261,294</u></u>

PaintCare Inc.
California Architectural Paint Recovery Program

Statement of Activities
For the Year Ended June 30, 2016

Operating Revenue and Support	
Paint recovery fees	<u>\$ 35,503,835</u>
Total operating revenue and support	<u>35,503,835</u>
Expenses	
Program and delivery:	
Transportation and processing	20,038,960
Communication	5,175,408
Legal fees	141,823
State agency administrative fees	403,490
Collection support	2,816,791
Other program expenses	<u>965,606</u>
Total program and delivery	<u>29,542,078</u>
General and administrative	<u>2,635,625</u>
Total expenses	<u>32,177,703</u>
Change in Net Assets from Operations	3,326,132
Non-Operating Activities	
Investment allocation	<u>1,002,624</u>
Change in Net Assets	4,328,756
Net Assets, beginning of year	<u>35,114,056</u>
Net Assets, end of year	<u><u>\$ 39,442,812</u></u>

See accompanying notes.

PaintCare Inc.
California Architectural Paint Recovery Program

Statement of Cash Flows
For the Year Ended June 30, 2016

Cash Flows from Operating Activities	
Change in net assets	\$ 4,328,756
Adjustments to reconcile change in net assets to net cash used in operating activities:	
Change in allowance for doubtful accounts receivable	(47,399)
Change in operating assets and liabilities:	
(Increase) decrease in:	
Accounts receivable	673,124
Due from PaintCare Inc.	(3,650,829)
Prepaid expenses	48,070
Decrease in:	
Accounts payable and accrued expenses	<u>(1,351,722)</u>
Net cash used in operating activities	<u>-</u>
Net Change in Cash	-
Cash , beginning of year	<u>-</u>
Cash , end of year	<u><u>\$ -</u></u>

PaintCare Inc.
California Architectural Paint Recovery Program

Notes to Financial Statements
June 30, 2016

1. Nature of Operations

The California Architectural Paint Recovery Program (“the Program”) is authorized by Public Resources Code Section 48700 to implement measures to require paint manufacturers to develop and implement a program to collect, transport, and process postconsumer paint to reduce the costs and environmental impacts of the disposal of postconsumer paint in California. The Program is administered by PaintCare Inc. (“PaintCare”).

PaintCare, a not-for-profit 501(c)(3) organization, was created in October 2009 by the American Coatings Association (ACA), who, working with state and local government stakeholders, passed the first ever paint product stewardship law in the United States in the state of Oregon in 2009 with implementation of the Oregon Program beginning July 1, 2010. The legislation pilots an industry-led, end-of-life management program for post-consumer paint, which PaintCare operates. The PaintCare Board is made up of architectural paint manufacturers and participation in PaintCare is not limited to ACA members, but open to all architectural paint manufacturers. There are no dues or registration fees associated with PaintCare.

2. Summary of Significant Accounting Policies

Basis of Accounting and Presentation

The Program’s financial statements are prepared on the accrual basis of accounting. Unrestricted net assets represent funds that are not subject to donor-imposed stipulations and are available for support of the Program’s operations. There were no temporarily or permanently restricted net assets as of June 30, 2016.

Accounts Receivable

Accounts receivable are recorded at net realizable value and represent amounts due for post-consumer paint recovery fees. The Program provides an allowance for bad debts using the allowance method, which is based on management’s judgment considering historical information. Accounts are individually analyzed for collectability, and will be reserved based on individual evaluation and specific circumstances. When all collection efforts have been exhausted, the accounts are written-off against the related allowance. There was no allowance recognized at June 30, 2016.

PaintCare Inc.
California Architectural Paint Recovery Program

Notes to Financial Statements
June 30, 2016

2. Summary of Significant Accounting Policies (continued)

Investment Allocation

PaintCare invests a portion of its accumulated surplus in a portfolio with Bank of America/Merrill Lynch. The sole objective of the portfolio is to earn a return equal to the rate of inflation and thus preserve the purchasing power of its capital. Interest, dividends, changes in market value, and other investment activities are allocated to each state program based on the relative net asset balances of each state program. Oversight of the investments is provided by the PaintCare Budget and Finance Committee and by the PaintCare Board of Directors.

Communications Costs

On behalf of the Program, PaintCare holds communication-related contracts for advertising, marketing, and consumer awareness. Communications costs are charged to operations when incurred. Communications expenses were \$5,175,408 for the year ended June 30, 2016, and are included in the accompanying statement of activities.

Revenue Recognition

The Program recognizes revenue from post-consumer paint recovery fees at the time the architectural paint product is sold by a manufacturer participant of the paint product stewardship program. Manufacturer participants in the Program pay the PaintCare recovery fee to PaintCare based on the amount of program products they sell on a monthly basis.

Program participants report their monthly unit sales of paint through a secure, HTTPS online system using their unique user ID and password. The participant must pay a paint recovery fee per unit sold, based on container size, according to the established fee schedule. As the PaintCare recovery fee is added to the wholesale price of paint and passed through uniformly to the retail purchase price of paint—so that the manufacturer, distributor, and/or retailer is made whole—in some cases, distributors or retailers have elected to undertake the obligation of the manufacturer for these fees. Thus, PaintCare has allowed remitter agreements in the Program, whereby a distributor or retailer reports and remits directly to PaintCare on behalf of a participant manufacturer's brand or brands. Reports and payment are due by the end of the month following the reporting period.

PaintCare Inc.
California Architectural Paint Recovery Program

Notes to Financial Statements
June 30, 2016

2. Summary of Significant Accounting Policies (continued)

Functional Allocation of Expenses

The costs of providing the various program and supporting activities have been summarized on a functional basis in the accompanying financial statements. Accordingly, certain costs have been allocated among the programs and supporting services benefited.

Use of Estimates

The preparation of financial statements in conformity with accounting principles generally accepted in the United States of America requires management to make estimates and assumptions that affect the amounts reported in the financial statements and accompanying notes. Actual results could differ from those estimates.

Subsequent Events

In preparing these financial statements, the Program has evaluated events and transactions for potential recognition or disclosure through September 30, 2016, the date the financial statements were available to be issued.

3. Related Party

ACA, a related party, is a separate, 501(c)(6) nonprofit organization working to advance the needs of the paint and coatings industry and the professionals who work in it. Through advocacy of the industry and its positions on legislative, regulatory, and judicial issues at the federal, state, and local levels, it acts as an effective ally, ensuring that the industry is represented and fairly considered. ACA also devotes itself to advancing industry efforts with regard to product stewardship, through its signature Coating Care[®] resources, and focuses on advancements in science and technology through its technical conferences and journals, as well as online training opportunities. ACA incorporated PaintCare for the sole purpose of implementing programs for post-consumer architectural paint including the recovery program pursuant to Public Resources Code Section 48700. ACA maintains a controlling interest in PaintCare through the ability to appoint its Board of Directors.

PaintCare Inc.
California Architectural Paint Recovery Program

Notes to Financial Statements
June 30, 2016

3. Related Party (continued)

In February 2011, ACA and PaintCare entered into an affiliation agreement whereby ACA charges PaintCare an administrative fee, annually, to cover the following expense categories: allocation of time incurred by PaintCare officers, allocation of other direct labor, and allocation of occupancy and infrastructure costs. The term of the agreement is for one year and automatically renews for one-year terms unless canceled by either party.

For the year ended June 30, 2016, total administrative fees charged by ACA to PaintCare were \$1,720,000, and of this amount, \$1,093,404 related to the Program. At June 30, 2016, PaintCare owed the Program \$38,915,416 related to paint recovery fees that are being held on behalf of the Program and are included in the accompanying statement of financial position.

4. Income Taxes

The Program itself is not subject to income taxes. The steward of the Program, PaintCare, is recognized as a tax-exempt organization under Internal Revenue Code Section 501(c)(3), and is exempt from income taxes except for taxes on unrelated business activities.

SUPPLEMENTARY REPORTS

**INDEPENDENT AUDITORS' REPORT ON INTERNAL CONTROL OVER
FINANCIAL REPORTING AND ON COMPLIANCE AND OTHER MATTERS BASED
ON AN AUDIT OF FINANCIAL STATEMENTS PERFORMED IN ACCORDANCE
WITH *GOVERNMENT AUDITING STANDARDS***

To the Board of Directors
PaintCare Inc.

We have audited, in accordance with the auditing standards generally accepted in the United States of America and the standards applicable to financial audits contained in *Government Auditing Standards* issued by the Comptroller General of the United States, the financial statements of PaintCare Inc. ("PaintCare") California Architectural Paint Recovery Program ("the Program"), which comprise the statement of financial position as of June 30, 2016, the related statements of activities and cash flows for the year then ended, and the related notes to the financial statements, and have issued our report thereon dated September 30, 2016.

Internal Control over Financial Reporting

In planning and performing our audit of the financial statements, we considered PaintCare's internal control over financial reporting ("internal control") over the Program to determine the audit procedures that are appropriate in the circumstances for the purpose of expressing our opinion on the financial statements, but not for the purpose of expressing an opinion on the effectiveness of PaintCare's internal control over the Program. Accordingly, we do not express an opinion on the effectiveness of PaintCare's internal control over the Program.

A *deficiency in internal control* exists when the design or operation of a control does not allow management or employees, in the normal course of performing their assigned functions, to prevent, or detect and correct, misstatements on a timely basis. A *material weakness* is a deficiency, or a combination of deficiencies, in internal control, such that there is a reasonable possibility that a material misstatement of the entity's financial statements will not be prevented, or detected and corrected on a timely basis. A *significant deficiency* is a deficiency, or a combination of deficiencies, in internal control that is less severe than a material weakness, yet important enough to merit attention by those charged with governance.

Internal Control over Financial Reporting (continued)

Our consideration of internal control was for the limited purpose described in the first paragraph of this section and was not designed to identify all deficiencies in internal control that might be material weaknesses or significant deficiencies. Given these limitations, during our audit we did not identify any deficiencies in internal control that we consider to be material weaknesses. However, material weaknesses may exist that have not been identified.

Compliance and Other Matters

As part of obtaining reasonable assurance about whether the Program's financial statements are free from material misstatement, we performed tests of its compliance with certain provisions of laws, regulations, contracts, and grant agreements, noncompliance with which could have a direct and material effect on the determination of financial statement amounts. However, providing an opinion on compliance with those provisions was not an objective of our audit, and accordingly, we do not express such an opinion. The results of our tests disclosed no instances of noncompliance or other matters that are required to be reported under *Government Auditing Standards*.

Purpose of this Report

The purpose of this report is solely to describe the scope of our testing of internal control and compliance and the results of that testing, and not to provide an opinion on the effectiveness of the entity's internal control or on compliance. This report is an integral part of an audit performed in accordance with *Government Auditing Standards* in considering the entity's internal control and compliance. Accordingly, this communication is not suitable for any other purpose.

A handwritten signature in black ink that reads "Rogers + Company PLLC". The signature is written in a cursive, slightly stylized font.

Vienna, Virginia
September 30, 2016

**EXAMINATION REPORT OVER COMPLIANCE WITH THE
FINANCIAL ASPECTS OF THE PUBLIC RESOURCES CODE
SECTION 48700, AND TITLE 14, DIVISION 7, CHAPTER 11,
ARTICLE 2 OF THE CALIFORNIA CODE OF REGULATIONS**

To the Board of Directors
PaintCare Inc.

We have examined PaintCare Inc.'s ("PaintCare") California Architectural Paint Recovery Program's ("the Program") compliance with the financial aspects of the Public Resources Code Section 48700, and Title 14, Division 7, Chapter 11, Article 2 of the California Code of Regulations during the year ended June 30, 2016. Management is responsible for PaintCare's compliance with those requirements. Our responsibility is to express an opinion on PaintCare's compliance based on our examination.

Our examination was conducted in accordance with attestation standards established by the American Institute of Certified Public Accountants and, accordingly, included examining, on a test basis, evidence about PaintCare's compliance with those requirements and performing such other procedures as we considered necessary in the circumstances. We believe that our examination provides a reasonable basis for our opinion. Our examination does not provide a legal determination on PaintCare's compliance with specified requirements.

In our opinion, PaintCare complied, in all material respects, with the financial aspects of the Public Resources Code Section 48700, and Title 14, Division 7, Chapter 11, Article 2 of the California Code of Regulations during the year ended June 30, 2016.

This report is intended solely for the information and use of the Board of Directors, management, and the California Department of Resources Recycling and Recovery, and is not intended to be and should not be used by anyone other than these specified parties.



Vienna, Virginia
September 30, 2016

PaintCare Inc.
California Architectural Paint Recovery Program

Schedule of Findings
For the Year Ended June 30, 2016

Section I – Summary of Independent Auditors’ Results

Financial Statements

Type of auditor’s report issued:	Unmodified		
Internal control over financial reporting:			
• Material weakness(es) identified?	_____ Yes	<u> X </u> No	
• Significant deficiency(ies) identified that are not considered to be material weaknesses?	_____ Yes	<u> X </u> None reported	
Noncompliance material to financial statements noted?	_____ Yes	<u> X </u> No	

Section II – Financial Statement Findings

There were no financial statement findings reported during the 2016 or 2015 audits.

**Appendix
Section C**



California Paint Stewardship Program

Each year about 650 million gallons of architectural paint is sold in the United States. Did you know that about 10 percent goes unused and is available for recycling?

California's Paint Stewardship Law requires the paint manufacturing industry to develop a financially sustainable and environmentally responsible program to manage postconsumer architectural paint.

The program includes education about buying the right amount of paint, tips for using up remaining paint and setting up convenient recycling locations throughout the state.

Paint manufacturers established PaintCare, a nonprofit organization, to run paint stewardship programs in states with applicable laws.

PaintCare Products

These products have fees when you buy them and are accepted for free at drop-off sites:

- Interior and exterior architectural paints: latex, acrylic, water-based, alkyd, oil-based, enamel (including textured coatings)
- Deck coatings, floor paints (including elastomeric)
- Primers, sealers, undercoaters
- Stains
- Shellacs, lacquers, varnishes, urethanes (single component)
- Waterproofing concrete/masonry/wood sealers and repellents (not tar or bitumen-based)
- Metal coatings, rust preventatives
- Field and lawn paints

Leaking, unlabeled and empty containers are not accepted at drop-off sites.

⊘ Non-PaintCare Products

- Paint thinners, mineral spirits, solvents
- Aerosol paints (spray cans)
- Auto and marine paints
- Art and craft paints
- Caulk, epoxies, glues, adhesives
- Paint additives, colorants, tints, resins
- Wood preservatives (containing pesticides)
- Roof patch and repair
- Asphalt, tar and bitumen-based products
- 2-component coatings
- Deck cleaners
- Traffic and road marking paints
- Industrial Maintenance (IM) coatings
- Original Equipment Manufacturer (OEM) (shop application) paints and finishes

For information about recycling and proper disposal of non-PaintCare products, please contact your garbage hauler, local environmental health agency, household hazardous waste program or public works department.



Recycle with PaintCare



CALIFORNIA

Places to Take Old Paint

Paint recycling is more convenient with PaintCare. We set up paint drop-off sites throughout California. To find your nearest drop-off site, use PaintCare's search tool at www.paintcare.org or call our hotline at (855) 724-6809.

How to Recycle

PaintCare sites accept all brands of old house paint, stain and varnish – even if they are 20 years old! Containers must be five gallons or smaller, and a few types of paint are not accepted. See back panel for a list of what you can recycle.

All PaintCare drop-off sites accept up to five gallons of paint per visit. Some sites accept more. Please call the site in advance to make sure they can accept the amount of paint you would like to recycle.

Make sure all containers of paint have lids and original labels, and load them securely in your vehicle. Take them to a drop-off site during their regular business hours. We'll take it from there.

What Happens to the Paint?

PaintCare will make sure that your leftover paint is remixed into recycled paint, used as a fuel, made into other products or properly disposed.

Who Can Use the Program?

People bringing paint from their homes can bring as much latex or oil-based paint as the site is willing to accept.

Businesses (painting contractors and others) can use this program with one restriction: If your business produces more than 220 pounds (about 20-30 gallons) of hazardous waste per month, you may use the drop-off sites for your latex paint only but not for your oil-based paint. Contact PaintCare to learn more about this restriction.

Large Volume Pick-Up

If you have at least 300 gallons of paint to recycle at your business or home, ask about our free pick-up service. Please call for more details or to request an appointment.



PaintCare Fee

PaintCare is funded by a fee paid by paint manufacturers for each can of paint they sell in the state. Manufacturers pass the fee to retailers, who then apply it to the price of paint. Stores can choose whether or not to show the fee on their receipts. Fees are based on the size of the container as follows:

- \$ 0.00 Half pint or smaller
- \$ 0.35 Larger than half pint to smaller than 1 gallon
- \$ 0.75 1 Gallon
- \$ 1.60 Larger than 1 gallon up to 5 gallons

Not a Deposit

The fee is not a deposit – it is part of the purchase price. The fees are used to pay the costs of running the program: recycling, public education, staffing and other expenses.

Contact Us

To learn more or find a drop-off site, please visit www.paintcare.org or call (855) 724-6809.



It's easy to recycle
your leftover paint,
stain and varnish.

Recycle with PaintCare

Find a drop-off site near you:

(855) 724-6809 • www.paintcare.org

**Buy right.
Use it up.
Recycle the rest.**

Manufacturers of paint created PaintCare, a nonprofit organization, to set up convenient places for you to recycle leftover paint. We're working to provide environmentally sound and cost-effective recycling programs in your state and others with paint stewardship laws.

LEARN MORE

Visit www.paintcare.org or follow us on Facebook for tips on how to buy the right amount of paint, store paint properly, use up leftover paint, and find a drop-off site. We also have a free pick-up service for businesses or households with at least 300 gallons of paint to recycle.



Paint Recycling Program

About the PaintCare Program

PAINTCARE

Paint manufacturers created PaintCare, a non-profit organization, to set up convenient places for households and businesses to recycle leftover paint. PaintCare sets up paint drop-off sites throughout states that adopt paint stewardship laws.

PAINTCARE PRODUCTS

These products have fees when purchased and will be accepted for free at PaintCare drop-off sites:

- Latex paints (acrylic, water-based)
- Oil-based paints (alkyd)
- Stains
- Primers and undercoaters
- Shellacs, lacquers, varnishes, urethanes
- Deck and floor paints
- Sealers and waterproofing coatings for wood, concrete and masonry

NON-PAINTCARE PRODUCTS

- Paint thinners and solvents
- Aerosol paints (spray cans)
- Auto and marine paints
- Paint additives, colorants, tints, resins
- Wood preservatives (containing pesticides)
- Asphalt, tar and bitumen-based products
- 2-component coatings
- Coatings used for Original Equipment Manufacturing or shop application
- Any non-coatings (caulk, spackle, cleaners, etc.)

FEES

PaintCare fees are applied to the purchase price of architectural paint sold in the state as required by state law. Fees are applied to each container and vary by the size of the container as follows:

Half pint or smaller	\$ 0.00
More than half pint to smaller than 1 gallon	\$ 0.35
1 gallon	\$ 0.75
More than 1 gallon up to 5 gallons	\$ 1.60

For more information or to find a place to take your unwanted paint for recycling, please ask for the PaintCare brochure, visit www.paintcare.org or call (855) 724-6809.



Recycle with PaintCare



WE CAN HELP Recycle YOUR PAINT

www.paintcare.org

PAINT RECYCLING MADE EASY

Paint manufacturers formed PaintCare, a nonprofit organization, to make paint recycling more convenient, cost effective, and environmentally sound. Paint doesn't belong in the trash or down the drain. If you can't use it up, recycle it with PaintCare.

We're setting up locations in your state where you can bring old paint for free all year-round.

PAINTCARE PRODUCTS

(YOU CAN RECYCLE THESE)

These products have fees when you buy them and are accepted for free when you drop them off for recycling:

- Water-based paints (latex, acrylic)
- Oil-based paints (alkyd)
- Stains
- Primers
- Varnishes
- Shellacs
- Lacquers
- Urethanes
- Deck paints
- Floor paints
- Sealers
- Waterproofing coatings

NON-PAINTCARE PRODUCTS

Leaking, unlabeled, and empty containers are not accepted.

- Paint thinners and solvents
- Aerosol paints (spray cans)
- Auto and marine paints
- Paint additives, colorants, tints, resins
- Wood preservatives (containing pesticides)
- Asphalt, tar, and bitumen-based products
- 2-component coatings
- Coatings used for Original Equipment Manufacturing or shop application
- Any non-coatings (caulk, spackle, cleaner, etc.)

PROGRAM FUNDING

The PaintCare Fee is applied to the purchase price of architectural paint sold in your state as required by law. Fees are based on container size:

Half pint or smaller	\$ 0.00
Larger than half pint to smaller than 1 gallon	\$ 0.35
1 gallon	\$ 0.75
Larger than 1 gallon up to 5 gallons	\$ 1.60

LEARN MORE

Please ask for a PaintCare program brochure, visit www.paintcare.org, or call (855) 724-6809.



Information for Painting Contractors

UPDATED — JULY 2016

PaintCare's paint stewardship programs offer contractors convenient ways to recycle and properly dispose of leftover paint.

Paint manufacturers are making it more convenient to recycle and properly dispose of leftover paint by setting up places throughout states with paint stewardship laws where households and businesses can take leftover paint with no charge.

Funding for these programs comes from a fee on the sale of architectural paint (house paint, stain, and varnish).

Paint Stewardship

The main goals of these paint stewardship programs are to decrease paint waste and provide an environmentally sound and cost-effective system for managing leftover paint. The programs are set up and operated by PaintCare, a nonprofit formed by the American Coatings Association (ACA).

PaintCare has programs in California, Colorado, Connecticut, Maine, Minnesota, Oregon, Rhode Island, and Vermont. PaintCare is also planning a program for the District of Columbia.

Fees and Funding

As required by laws in these states, a fee (known as the "PaintCare Fee") must be added by manufacturers to the wholesale price of all architectural paint sold in the state. This fee is paid by manufacturers to PaintCare to fund setting up drop-off sites for the transportation, recycling, and proper disposal of paint. The fees also pay for consumer education and program administration.

The law also requires that all distributors and retailers include the PaintCare fee with their sale price of paint sold in the state. Fees are set on a state-by-state basis.

Fees in California, Colorado, Connecticut, Maine, Minnesota, Oregon, Rhode Island:

- \$ 0.00 — Half pint or smaller
- \$ 0.35 — Larger than half pint to smaller than 1 gallon
- \$ 0.75 — 1 Gallon
- \$ 1.60 — Larger than 1 gallon up to 5 gallons

Fees in Vermont (effective August 1, 2016)

- \$ 0.00 — Half pint or smaller
- \$ 0.49 — Larger than half pint to smaller than 1 gallon
- \$ 0.99 — 1 Gallon
- \$ 1.99 — Larger than 1 gallon up to 5 gallons

Displaying the fee on receipts is optional for retailers; however, PaintCare asks retailers to show the fee to help everyone know about the program.

RECOMMENDATIONS FOR CONTRACTORS

Preparing Your Estimates

When estimating jobs, contractors should take these fees into account by checking with suppliers to make sure the quotes for paint products include the fees.

Pass Fees to Your Customers

PaintCare suggests that painting contractors pass on the fees to their customers in order to recoup the fees they pay. You should also let your customers know that you will be including these fees in your quotes.



Paint Drop-Off Sites

PaintCare establishes paint drop-off sites across each state with a paint stewardship law. PaintCare's goal is to set up drop-off sites within 15 miles of 90-95 percent of everyone in the state.

Most drop-off sites are paint stores. Others include waste transfer stations, recycling centers, and government-sponsored household hazardous waste programs. Participation as a drop-off site is voluntary. To find a drop-off location, visit our website.

With paint drop-off sites conveniently located throughout their state, anyone can drop off a few gallons of leftover, unwanted paint year round. Many contractors in PaintCare states say they've cleared out their storage spaces and have stopped stockpiling paint. Others say they are happy to have an answer when their customers ask what to do with old paint they no longer want, and they recommend that their customers use the drop-off sites, too.

Use of Paint Drop-Off Sites by Businesses

Businesses that generate less than 220 pounds of hazardous waste* per month can drop off both leftover water and oil-based paint (with some restrictions on quantity of oil-based paint). Before visiting transfer stations and household hazardous waste programs, check in advance, because not all of these serve businesses and may have additional restrictions.

Businesses that generate more than 220 pounds of hazardous waste per month may use PaintCare's retail drop-off sites for water-based products only; they are not allowed to use the sites for oil-based paint or other products.

*220 pounds is about 20-30 gallons of paint. When businesses count how much hazardous waste they generate in a month, oil-based paint counts (because by law it is a hazardous waste), but latex paint (and other water-based paint) does not count toward the 220 pound monthly total.

Pick-Up Service for Large Volumes

Businesses with at least 300 gallons of postconsumer paint to recycle may ask to have their paint picked up by PaintCare for free. For details about this service or to request an appointment, please visit our website, or contact us by phone or e-mail.

What Products Are Covered?

The products accepted at PaintCare drop-off sites are the same products that have a fee when they are sold. PaintCare Products include interior and exterior architectural coatings sold in containers of five gallons or less. However, they do not include aerosol products (spray cans), industrial maintenance (IM), original equipment manufacturer (OEM), or specialty coatings.

PAINTCARE PRODUCTS

- ◆ Interior and exterior architectural paints: latex, acrylic, water-based, alkyd, oil-based, enamel (including textured coatings)
- ◆ Deck coatings, floor paints
- ◆ Primers, sealers, undercoaters
- ◆ Stains
- ◆ Shellacs, lacquers, varnishes, urethanes
- ◆ Waterproofing concrete/masonry/wood sealers and repellents (not tar or bitumen-based)
- ◆ Metal coatings, rust preventatives
- ◆ Field and lawn paints

NON-PAINTCARE PRODUCTS

- ◆ Paint thinners, mineral spirits, solvents
- ◆ Aerosol paints (spray cans)
- ◆ Auto and marine paints
- ◆ Art and craft paints
- ◆ Caulking compounds, epoxies, glues, adhesives
- ◆ Paint additives, colorants, tints, resins
- ◆ Wood preservatives (containing pesticides)
- ◆ Roof patch and repair
- ◆ Asphalt, tar, and bitumen-based products
- ◆ 2-component coatings
- ◆ Deck cleaners
- ◆ Traffic and road marking paints
- ◆ Industrial Maintenance (IM) coatings
- ◆ Original Equipment Manufacturer (OEM) (shop application) paints and finishes



DO YOU HAVE AT LEAST 300 GALLONS OF PAINT?

Large Volume Pick-Up (LVP) Service

UPDATED — JULY 2016

PaintCare offers a free pick-up service to painting contractors, property managers, and others with large amounts of leftover architectural paint.

Who is PaintCare?

PaintCare Inc. is a nonprofit organization established by the American Coatings Association to operate paint stewardship programs on behalf of paint manufacturers in states that pass paint stewardship laws.

Paint Drop-Off Sites

In states with a paint stewardship program, PaintCare's primary effort is to set up conveniently located drop-off sites—places where residents and businesses may take their unwanted paint for no charge. Sites set their own limits on the volume of paint they accept from customers per visit (usually from five to 20 gallons). To find a drop-off site near you, please use PaintCare's site locator at www.paintcare.org or call (855) 724-6809.

Large Volumes Pick-Ups

For those who have accumulated a large volume or stockpile of paint, PaintCare also offers a pick-up service. Large volume means at least 300 gallons, measured by container size (not content). On a case-by-case basis, PaintCare may approve a pick-up for less than 300 gallons if there are no drop-off sites in your area. After two or three pick-ups, you may be switched to a regular service (see next page).

Drums and Bulked Paint Are Not Accepted

PaintCare only accepts paint in containers that are five gallons or smaller in size. Leave paint in original cans with original labels; do not combine or bulk paint from small cans into larger ones. If you have unwanted paint in drums or containers larger than five gallons, please contact a licensed paint recycling company or a hazardous waste transportation company to assist you.

HOW TO REQUEST A LARGE VOLUME PICK-UP

1. Sort and count your paint

We need to know the number of each container size and the type of products you have, sorted into two categories: (1) water-based paints and stains and (2) oil-based paint and stains and any other program products (sealers and clear top-coat products, such as varnish and shellac).

2. Fill out the LVP Request Form and send it in

Fill out a paper or electronic version of the "Large Volume Pick-Up Request Form" and return it to PaintCare by email, fax, or regular mail. (Visit www.paintcare.org/forms or call PaintCare for the form.)

Scheduling

After reviewing your form, PaintCare staff will either approve your site for a pick-up or inform you of the best place to take your paint if you do not meet the volume requirement. If approved, you will be put in contact with our licensed hauler to schedule a pick-up. It may be several weeks before your pick-up occurs.

On the Day of Your Pick-Up

Sort your products into the two categories noted above and store them in an area that has easy access. If the paint is a far distance from where the hauler parks, the path between should be at least four feet wide to accommodate movement of the boxes.



Please plan to have staff available to pack the paint cans into the boxes. The hauler may be able to provide some assistance, but we require your staff to be present and provide labor to pack boxes. Once your paint is properly packed and loaded onto the hauler's truck, you will sign a shipping document and receive a copy for your records. Your paint will then be taken to an authorized processing facility for recycling.

Note: Paint must be in original containers and not leaking.

Repeat Service for Large Volume Users

For businesses that generate large volumes of unwanted paint on a regular basis, a service for recurring direct pick-ups is available. With this service, you will be provided with empty bins, then request a pick-up when at least three bins are filled. PaintCare will provide onsite training on how to properly pack the paint, and you will be required to sign a contract with PaintCare.

Limits on Businesses

If your business generates more than 220 pounds (20-30 gallons depending on the type) of hazardous waste per month, you may use PaintCare's programs (drop-off sites and the pick-up service) for water-based program products only. You will not be able to use the program for oil-based products.

If your business generates less than 220 pounds of hazardous waste per month, you may use PaintCare programs for both water-based program products and oil-based program products. As a business, you will need to certify that you meet this requirement.

Note: When calculating how much hazardous waste you generate in a month, do not count latex paint.

If You Have Products We Don't Accept

The program does not accept all paints (such as aerosols and automotive finishes) or other hazardous waste. If you have solvents, thinners, pesticides, or any non-PaintCare products (see list to right for examples), we recommend that residents contact their local household hazardous waste (HHW) program. Some HHW programs allow businesses to use their program for a modest fee. Otherwise, businesses should contact a licensed hazardous waste transportation company.

What Products Are Covered?

The products accepted at PaintCare drop-off sites are the same products that have a fee when they are sold. PaintCare Products include interior and exterior architectural coatings sold in containers of five gallons or less. However, they do not include aerosol products (spray cans), industrial maintenance (IM), original equipment manufacturer (OEM), or specialty coatings.

PAINTCARE PRODUCTS

- ◆ Interior and exterior architectural paints: latex, acrylic, water-based, alkyd, oil-based, enamel (including textured coatings)
- ◆ Deck coatings, floor paints
- ◆ Primers, sealers, undercoaters
- ◆ Stains
- ◆ Shellacs, lacquers, varnishes, urethanes
- ◆ Waterproofing concrete/masonry/wood sealers and repellents (not tar or bitumen-based)
- ◆ Metal coatings, rust preventatives
- ◆ Field and lawn paints

NON-PAINTCARE PRODUCTS

- ◆ Paint thinners, mineral spirits, solvents
- ◆ Aerosol paints (spray cans)
- ◆ Auto and marine paints
- ◆ Art and craft paints
- ◆ Caulking compounds, epoxies, glues, adhesives
- ◆ Paint additives, colorants, tints, resins
- ◆ Wood preservatives (containing pesticides)
- ◆ Roof patch and repair
- ◆ Asphalt, tar, and bitumen-based products
- ◆ 2-component coatings
- ◆ Deck cleaners
- ◆ Traffic and road marking paints
- ◆ Industrial Maintenance (IM) coatings
- ◆ Original Equipment Manufacturer (OEM) (shop application) paints and finishes



How Does the California Paint Stewardship Program Affect Paint Retailers?

UPDATED — JULY 2016

California's paint stewardship law requires paint manufacturers to set up and operate a Paint Stewardship Program in California. Funding for the program comes from a fee applied to the price of architectural paint sold in California. The program started in October 2012.

Paint Stewardship

PaintCare Inc. is a nonprofit organization established by the American Coatings Association to implement state-mandated paint stewardship programs on behalf of paint manufacturers in states that adopt paint stewardship laws. In addition to operating the California Program, PaintCare operates programs in Colorado, Connecticut, Maine, Minnesota, Oregon, Rhode Island, and Vermont. PaintCare is also planning a program for the District of Columbia.

Convenient Paint Recycling

PaintCare's primary effort is to establish paint drop-off sites throughout each PaintCare state at paint retailers and other locations in order to provide convenient recycling opportunities for the public. Other locations include municipal household hazardous waste facilities and events, solid waste transfer stations, and landfills. There are more than 1,600 PaintCare sites in the United States; more than 750 of them are in California.

Participation as a Drop-Off Site is Voluntary

Retailers who wish to serve as drop-off sites are able to do so if they have adequate space for paint storage bins and can provide minimal staff time to accept paint from the public. By doing so, retailers can increase foot traffic and provide an environmental service for their community. They make it convenient for customers to recycle unused paint and help provide relief to local government programs that manage leftover paint. PaintCare provides storage bins, supplies, and site training, and also pays for paint transportation and recycling and promotes the site to the local community.

REQUIREMENTS OF RETAILERS

1. Check Registered Manufacturers and Brands

Retailers must make sure that they do not sell unregistered brands of architectural paint by monitoring the brand lists posted on the CalRecycle website at www.calrecycle.ca.gov/paint. Retailers can verify the registrations using the lists which are updated regularly. PaintCare also posts the lists at www.paintcare.org/lists. If you are a retailer and do not see a manufacturer or brand of paint sold in your store on the lists, please contact PaintCare at (855) 726-6809.



2. Pass on the Stewardship Fee

State law requires that a stewardship fee (PaintCare Fee) is applied by manufacturers to the wholesale price of architectural paint sold in California. This fee pays for all aspects of running the program.

The fee is paid by manufacturers to PaintCare and then passed to their dealers. Retailers should see the PaintCare Fee on invoices from suppliers. The law also requires that retailers and distributors apply the fee to the price of architectural paint they sell. The fees paid by customers to retailers offset the fees charged to the retailers. This ensures a level playing field for all parties.

3. Record Keeping

Retailers are required to maintain records for three years that identify the manufacturer, the date(s) paint was purchased from suppliers, and the date(s) paint was sold to the consumer. Retailers may maintain this information in any way they believe will verify compliance in the event of a review by CalRecycle, the state oversight agency. CalRecycle may use a variety of mechanisms to verify retailer compliance, including, but not limited to, program awareness, physical inspection, product review, and inspection of records as noted above. CalRecycle has stated that it takes a progressive enforcement approach, with education being the first step in the case of non-compliance. If you have additional questions about this requirement, please email CalRecycle at paint@calrecycle.ca.gov.

COMMON QUESTIONS ABOUT FEES

How much are the fees?

Fees are by container size, as follows:

\$ 0.00 — Half pint or smaller

\$ 0.35 — Larger than half pint to smaller than 1 gallon

\$ 0.75 — 1 Gallon

\$ 1.60 — Larger than 1 gallon up to 5 gallons

Is sales tax applied to the fee itself?

Yes, the fee is part of the purchase price; therefore, sales tax is collected on the fee.

How are the fees calculated?

Fees are set to cover the cost of a fully operating program. PaintCare estimates the annual sales of architectural paint in each state, and divides the estimated annual expenses of the program by the estimated number of containers to be sold, adjusts for container size, and determines a fee per size that will provide the budget needed to fund the program. PaintCare is a nonprofit organization and operates programs on a state-by-state basis, so the fees may increase or decrease and be different from state to state.

Is the fee a deposit to be returned to customers?

No, the fee is not a deposit. Fees are used entirely to cover the expenses of running the program and not given back as a deposit for the return of paint or empty paint cans — a common misunderstanding.

Must we show the fee on receipts?

No, but most stores do show the fee in order to explain the price increase. PaintCare encourages retailers to show the fee and list it as PaintCare Fee to aid in customer education and provide consistency across the program.

Do we return the fee if a product is returned?

Yes, the fee should be returned because it is part of the purchase price.

How does the public know about the fee?

PaintCare provides brochures and other printed materials for retailers to distribute to the public to help explain the purpose of the fee, how the program works, and how to find paint drop-off locations. Additional materials can be ordered at any time for free. In addition to retailer information, PaintCare works with contractor associations to get information to trade painters, and conducts general outreach including newspaper, radio, television, and on-line advertising.

What products are covered?

Architectural paints include most house paints, stains, and clear coatings (e.g., varnish and shellac). For the definition of architectural paint for the purposes of this program or examples of PaintCare and non-PaintCare products, please contact PaintCare or visit our website.



Become a Retail Drop-Off Site for Paint

UPDATED — JULY 2016

The PaintCare Program makes it easy for paint retailers to provide a convenient and valuable service for their community.

Since October 2012 state law has required paint manufacturers to set up and operate a paint stewardship program in California. By now all retailers should be aware of the program, the PaintCare fees that are applied to the price of architectural paint products, and that drop-off sites that have been set up statewide. Retailers that would like to learn more about what it takes to join the program to be drop-off sites are encouraged to contact PaintCare for details.

Paint Stewardship Program in California

PaintCare Inc. is a nonprofit organization established by the American Coatings Association to implement this program on behalf of paint manufacturers in PaintCare States (those that adopt paint stewardship laws). In addition to California, PaintCare operates programs in Colorado, Connecticut, Maine, Minnesota, Oregon, Rhode Island, and Vermont. PaintCare is also planning a program for the District of Columbia.



Convenient Paint Recycling

PaintCare's primary effort is to establish paint drop-off sites throughout each PaintCare State to provide convenient recycling options for the public. The program allows households and businesses to return unused architectural paint to drop-off locations throughout each PaintCare state.

PaintCare has established more than 750 paint drop-off sites across California. Most drop-off sites are at paint stores. Some sites are solid waste transfer stations, recycling centers or government-sponsored household hazardous waste programs. Participation as a drop-off site is voluntary.

Stores that would like to become a drop-off site can fill out the Interest Form available in the Retailers section of www.paintcare.org/ca.

Benefits to Retailers

There are many benefits to becoming a drop-off site.

As a participating retailer, you will:

- ◆ Make recycling of leftover paint more convenient for your customers
- ◆ Support the paint industry's effort to lead the way in being responsible for end-of-life management of its own products
- ◆ Promote your store as environmentally responsible
- ◆ Help relieve local government of their cost of managing leftover paint
- ◆ Help prevent the improper disposal of paint in your community

PaintCare Provides

- ◆ Listing of your store as a drop-off site on our website, and in advertisements and promotional materials
- ◆ Paint storage bins
- ◆ Transportation and recycling services for the collected paint
- ◆ Training materials and staff training at your site
- ◆ Program brochures, signage and customer education materials
- ◆ Spill kits



Drop-Off Site Responsibilities

- ◆ Provide secure storage area for paint storage bins
- ◆ Accept all brands of leftover program products from the public during operating hours
- ◆ Place unopened program products in storage bins
- ◆ Keep storage bins neat and properly packed
- ◆ Complete minimal paperwork related to tracking outgoing paint shipments
- ◆ Ensure staff are trained in PaintCare program guidelines and operating procedures
- ◆ Display “drop-off site” signs in store window and display consumer education materials

WHAT PRODUCTS ARE COVERED?

The products accepted at PaintCare drop-off sites are the same products that have a fee when they are sold. PaintCare products include interior and exterior architectural coatings sold in containers of five gallons or less. However, they do not include aerosol products (spray cans), industrial maintenance (IM), original equipment manufacturer (OEM), or specialty coatings.

PaintCare Products

- ◆ Interior and exterior architectural paints: latex, acrylic, water-based, alkyd, oil-based, enamel (including textured coatings)
- ◆ Deck coatings, floor paints (including elastomeric)
- ◆ Primers, sealers, undercoaters
- ◆ Stains
- ◆ Shellacs, lacquers, varnishes, urethanes (single component)
- ◆ Waterproofing concrete/masonry/wood sealers and repellents (not tar or bitumen-based)
- ◆ Metal coatings, rust preventatives
- ◆ Field and lawn paints

Non-PaintCare Products

- ◆ Paint thinners, mineral spirits, solvents
- ◆ Aerosol paints (spray cans)
- ◆ Auto and marine paints
- ◆ Art and craft paints
- ◆ Caulking compounds, epoxies, glues, adhesives
- ◆ Paint additives, colorants, tints, resins
- ◆ Wood preservatives (containing pesticides)
- ◆ Roof patch and repair
- ◆ Asphalt, tar and bitumen-based products
- ◆ 2-component coatings
- ◆ Deck cleaners
- ◆ Traffic and road marking paints
- ◆ Industrial Maintenance (IM) coatings
- ◆ Original Equipment Manufacturer (OEM) (shop application) paints and finishes



About PaintCare Fees

UPDATED — AUGUST 2016

Laws in eight PaintCare States require retailers to add a stewardship assessment to architectural paint products and make sure they are not selling unregistered brands of architectural paint.

Paint Stewardship Programs

PaintCare Inc. is a nonprofit organization established by American Coatings Association to implement paint stewardship programs on behalf of paint manufacturers in states and the District of Columbia that pass paint stewardship laws. The main goals of the program are to decrease paint waste and recycle more postconsumer paint by setting up convenient drop-off sites in each state.

1. What is the Recovery Fee and how does it work?

The PaintCare program is funded through a paint stewardship assessment called the PaintCare Fee – fees are applied to the purchase price of architectural paint. The fees fund collection, transportation, and processing of unused postconsumer paint, public education about proper paint management, and administrative costs. The fee is paid to PaintCare by paint manufacturers. This fee is then added to the wholesale and retail purchase price of paint, passing the cost of managing postconsumer paint to everyone who purchases paint. This reduces municipal and state government costs for paint management and provides a funding source for a more convenient, statewide paint management program.

2. Do retailers have to pass on the fee?

Yes, each state's or jurisdiction's law requires retailers to pass on the fee to consumers, ensuring a level playing field for all parties.

3. What are the fees?

Fees are based on container size and vary by state or jurisdiction, as shown here.

California, Colorado, Connecticut, Maine, Minnesota, Oregon and Rhode Island

\$ 0.00 - Half pint or smaller
\$ 0.35 - Larger than half pint to smaller than 1 gallon
\$ 0.75 - 1 gallon
\$ 1.60 - Larger than 1 gallon up to 5 gallons

District of Columbia (effective November 1, 2016)

\$ 0.00 - Half pint or smaller
\$ 0.45 - Larger than half pint to smaller than 1 gallon
\$ 0.95 - 1 gallon up to 2 gallons
\$ 1.95 - Larger than 2 gallons up to 5 gallons

Vermont (as of August 1, 2016)

\$ 0.00 - Half pint or smaller
\$ 0.49 - Larger than half pint to smaller than 1 gallon
\$ 0.99 - 1 gallon
\$ 1.99 - Larger than 1 gallon up to 5 gallons

4. How are fees calculated?

Fees are set to cover the cost of a fully implemented program. PaintCare estimates annual sales of paint in each state and then divides the cost of the program in that state by the number of containers sold in that state. Next, the fees are adjusted based on container size by taking into consideration the typical percentage of unused paint for each size (e.g., the percentage of unused paint from one five-gallon container is typically less than from five one-gallon containers).

PaintCare is a nonprofit organization, so the fees may be decreased if set at a level beyond what is needed to cover program expenses. Likewise, the fees may be increased if PaintCare does not collect enough money to cover the costs to operate the state program.

5. Are retailers required to show the fee on receipts?

No, but PaintCare encourages retailers to do so and to display it as PaintCare Fee to aid in consumer education. Most stores choose to show the fee on their receipts in order to inform the consumer about the PaintCare program and to explain the price increase.

6. Do retailers return the fee if someone returns a product?

Yes. The fee should be returned as part of the purchase price.

7. Is the fee taxable?

Yes, the fee is part of the purchase price of paint. Sales tax is collected on the fee, except in a state that does not have a sales tax, such as Oregon.

8. Is the fee to be applied to paint sold to customers who are exempt from sales taxes?

Yes, government agencies and other organizations that are exempt from sales taxes in PaintCare States (except for Oregon which has no sales tax) must still pay the fee, because it is part of the price of paint.

9. Is the fee a deposit that is returned to customers when they bring paint to a drop-off site?

No, the fee is not a deposit. The fees are used entirely to cover the cost of running the program.

10. Do retailers add the fee on sales starting on the first day of the program (i.e., on inventory purchased before the first day) even though they did not pay fees on inventory to the distributor or manufacturer?

[For new programs] Yes, in order to provide for a hard start date, retailers must add the fee on all inventory sold on or after the start date of the program. Fees collected on existing inventory stay with the retailer; they are not paid back to the distributor or manufacturer.

11. How does the public know about the fee?

PaintCare provides public education materials to retailers. These materials explain the purpose of the fee, where to take paint for recycling, and other information about the program. When a new state program begins, PaintCare mails a "starter pack" of materials to retailers. As needed, retailers may order additional free materials from PaintCare. In addition to retailer information, PaintCare works with contractor associations to get information to trade painters, and conducts general outreach including newspaper, radio, television, and on-line advertising.

12. How do we as a retailer know what products to put the fee on?

Your supplier's invoice should indicate that you are being charged the fee, so you simply pass on the fee for those items. Additionally, PaintCare and each state's oversight agency list all architectural paint manufacturers and brands that are registered for the program on their websites. Retailers may not sell brands that are not registered with the program. If your store sells architectural coatings that are not on the list of registered products, please notify PaintCare so we can contact the manufacturer to get them registered.

13. What Products Are Covered?

The products accepted at PaintCare drop-off sites are the same products that have a fee when they are sold. PaintCare Products include interior and exterior architectural coatings sold in containers of five gallons or less. However, they do not include aerosol products (spray cans), industrial maintenance (IM), original equipment manufacturer (OEM), or specialty coatings. For a detailed list of PaintCare and non-PaintCare products, please see PaintCare's "Products We Accept" Web page.



Information for Solid Waste Transfer Stations, Recycling Facilities and Landfills

UPDATED — JULY 2016

California's paint stewardship law supports paint collection activities at solid waste transfer stations, recycling facilities and landfills.

The California paint stewardship law requires paint manufacturers to establish a paint stewardship program in California. Sites that participate can save money on paint management costs and expand services to their customers. Program funding comes from a "PaintCare Fee" applied to each container of architectural paint sold in California. The program started in October 2012.

Paint Stewardship Program in California

PaintCare Inc. is a nonprofit organization established by the American Coatings Association to implement state-mandated paint stewardship programs on behalf of paint manufacturers in states that adopt paint stewardship laws. California was the second state to pass such a law.

Although this program is required by state law, it is designed and operated by the paint manufacturing industry. PaintCare currently operates programs in California, Colorado, Connecticut, Maine, Minnesota, Oregon, Rhode Island, and Vermont. PaintCare is also planning a program for the District of Columbia.

Making Paint Recycling Convenient

PaintCare has established drop-off sites statewide for households and businesses to take leftover architectural paint. Although most drop-off sites are at paint retailers, household hazardous waste facilities, solid waste transfer stations, recycling facilities and landfills may also volunteer to be PaintCare drop-off sites and have their paint transportation and processing costs covered by PaintCare. Facilities that would like to become a drop-off site can fill out the Interest Form available in the *waste facilities* section of www.paintcare.org/ca.

Benefits to Drop-Off Sites

- ◆ Make recycling of leftover paint more convenient for your community
- ◆ Help your state conserve resources and keep paint out of the solid waste stream

PaintCare Partners Receive

- ◆ Storage bins for paint
- ◆ Paint transportation and processing services
- ◆ Staff training at your site
- ◆ Program brochures and site signage
- ◆ Publicity of your site (optional)
- ◆ Optional: Offer paint in good condition to the public for reuse, and receive a reimbursement based on either volume (\$1.60 per gallon) or by container (30 cents per quart container, \$1.20 per 1-gallon container, and \$6.00 per 5-gallon container). See our factsheet Reuse Programs Compensation and Reporting for details.



Drop-Off Site Responsibilities

- Provide secure storage area for cubic yard boxes or drums
- Accept program products from the public during normal operating hours
- Properly pack program products in collection bins
- Assist with loading and unloading of full and empty storage bins
- Complete minimal paperwork to track outgoing paint shipments
- Ensure staff are trained in PaintCare guidelines and safe operating procedures



Paint is a Resource

An important goal of PaintCare is to conserve resources and increase the amount of paint that is recycled. Through the PaintCare program, all paint including latex will be recycled to the maximum extent possible.

WHAT PRODUCTS ARE COVERED?

The products accepted at PaintCare drop-off sites are the same products that have a fee when they are sold. PaintCare products include interior and exterior architectural coatings sold in containers of five gallons or less. However, they do not include aerosol products (spray cans), industrial maintenance (IM), original equipment manufacturer (OEM), or specialty coatings.

PaintCare Products

- ◆ Interior and exterior architectural paints: latex, acrylic, water-based, alkyd, oil-based, enamel (including textured coatings)
- ◆ Deck coatings, floor paints (including elastomeric)
- ◆ Primers, sealers, undercoaters
- ◆ Stains
- ◆ Shellacs, lacquers, varnishes, urethanes (single component)
- ◆ Waterproofing concrete/masonry/wood sealers and repellents (not tar or bitumen-based)
- ◆ Metal coatings, rust preventatives
- ◆ Field and lawn paints

Non-PaintCare Products

- ◆ Paint thinners, mineral spirits, solvents
- ◆ Aerosol paints (spray cans)
- ◆ Auto and marine paints
- ◆ Art and craft paints
- ◆ Caulking compounds, epoxies, glues, adhesives
- ◆ Paint additives, colorants, tints, resins
- ◆ Wood preservatives (containing pesticides)
- ◆ Roof patch and repair
- ◆ Asphalt, tar and bitumen-based products
- ◆ 2-component coatings
- ◆ Deck cleaners
- ◆ Traffic and road marking paints
- ◆ Industrial Maintenance (IM) coatings
- ◆ Original Equipment Manufacturer (OEM) (shop application) paints and finishes



Reuse Programs – Compensation & Reporting

UPDATED — AUGUST 2015

PaintCare encourages household hazardous waste programs, reuse stores and others to operate paint reuse programs (i.e., swap shops or exchanges). Reuse programs return good quality unused paint to the local community at low or no cost. Reuse is a preferred method of waste management.

To encourage reuse, PaintCare will compensate paint drop-off sites operating a reuse program under a contract with PaintCare. PaintCare allows two different reporting methods by container or by volume as described here.

Operating a Reuse Program

Any PaintCare products (qualifying paint, stain and varnish as defined by PaintCare – see www.paintcare.org/products-we-accept) that are distributed through these reuse programs must be in their original container, have an original label, and be in good physical and aesthetic condition. Contents must be liquid and relatively new. Containers should be closed securely before being placed in the reuse storage area. Customers must sign a waiver form explaining that the paint is taken “as is” with no guarantee of quality or contents. The customer is required to read, complete and sign the form, and site staff members are required to verify and record what has been taken by the customer.



Reuse room at the Household Hazardous Waste Facility at the Yolo County Central Landfill in Woodland, CA.

Method 1. Track and Report by Container

To track and report by container size, the following applies:

- ◆ Containers must be at least 50% full
- ◆ The number of containers distributed for reuse must be reported in three size categories for both latex and oil-based (total of 6 categories)
- ◆ Compensation is not provided for paint containers smaller than 1 quart
- ◆ The following compensation rates apply:

\$6.00 per 5-gallon container

\$1.20 per 1-gallon container

\$0.30 per quart container

The site does not need to track or report the actual volume of paint in the containers. Under this model, even though containers may be between 50% and 100% full, PaintCare will assume an average of 75% full when reporting reuse volumes in annual reports to state agencies.

Method 2. Track and Report by Volume

To track and report by volume (gallons), the following applies:

- ◆ Containers may contain any amount of paint in them
- ◆ The site must determine and report the total gallons of latex paint and the total gallons of oil-based paint distributed for reuse
- ◆ Compensation is provided at \$1.60 per gallon

The site must track and report the actual volume of paint in the containers using an internal methodology (e.g., weigh the cans on a scale, estimate weight by hand, do visual inspection). The methodology must be provided to PaintCare upon request.



PAINTCARE PRODUCTS

These products have fees when purchased and are accepted for free at drop-off sites:

- Interior and exterior architectural paints: latex, acrylic, water-based, alkyd, oil-based, enamel (including textured coatings)
- Deck coatings, floor paints (including elastomeric)
- Primers, sealers, undercoaters
- Stains
- Shellacs, lacquers, varnishes, urethanes (single component)
- Waterproofing concrete/masonry/wood sealers and repellents (not tar or bitumen-based)
- Metal coatings, rust preventatives
- Field and lawn paints



NON-PAINTCARE PRODUCTS

- Paint thinners, mineral spirits, solvents
- Aerosol paints (spray cans)
- Auto and marine paints
- Arts and crafts paints
- Caulking compounds, epoxies, glues, adhesives
- Paint additives, colorants, tints, resins
- Wood preservatives (containing pesticides)
- Roof patch and repair
- Tar and bitumen-based products
- 2-component coatings
- Deck cleaners
- Traffic and road marking paints
- Industrial Maintenance (IM) coatings
- Original Equipment Manufacturer (OEM) (shop application) paints and finishes



PRODUCTOS DEL PROGRAMA

Estos productos tienen cargos al comprarlos y se aceptan gratuitamente en los lugares de entrega:

- Pinturas arquitectónicas para interiores y exteriores: látex, acrílica, a base de agua, alquídica, a base de aceite, esmalte (incluidos los revestimientos con textura)
- Revestimientos para terrazas, pinturas para piso (incluso elastómeros)
- Imprimadores, selladores, primera mano
- Tinturas
- Goma lacas, lacas, barnices, uretanos (componente simple)
- Selladores de impermeabilización de concreto/mampostería/madera y repelentes (sin alquitrán o a base de betún)
- Revestimiento de metal, prevención de óxido
- Pinturas para el campo y césped



NO SE INCLUYEN EN EL PROGRAMA

- Diluyentes, alcoholes minerales, solventes de pintura
- Pinturas en aerosol (latas de aerosol)
- Pinturas para autos y embarcaciones
- Pinturas artesanales
- Compuestos de enmasillado, epóxidos, pegamentos, adhesivos
- Aditivos para pinturas, colorantes, tintes, resinas
- Conservantes de madera (que contienen pesticidas)
- Remiendos y reparación de techos
- Alquitrán y productos a base de betún
- Revestimientos de componente doble
- Limpiadores de terrazas
- Pinturas de tráfico y señalización vial
- Revestimientos industriales de mantenimiento (IM, por sus siglas en inglés)
- Pinturas y acabados de fabricantes de equipos originales (OEM, por sus siglas en inglés) (aplicación en la tienda)

Products must be in original containers with original labels. Latex paint that is dried out and "rock hard" is acceptable. Leaking, unlabeled, and empty containers are not accepted.

Los productos deben estar en sus envases originales. Se acepta pintura de látex que está seca y "dura como una roca." No se aceptan envases vacíos, que tengan fugas, o sin etiqueta.



We are a PaintCare Partner

Fees on the
sale of paint
in California
help pay for
our program.



Recycle with PaintCare

To learn more, please call **(855) 724-6809** or
visit **www.paintcare.org**.



We're a PaintCare Drop-Off Site

WE ACCEPT

- Latex House Paint
- Oil-Based House Paint
- Primer
- Stains
- Sealers
- Varnish and Shellac

⊘ WE CAN'T ACCEPT

- Aerosols (Spray Cans)
- Auto and Marine Paints
- 2-Part Paints
- Road Marking Paint
- Industrial Paint
- Tints and Resins
- Thinner and Solvent
- Caulk and Spackle
- Wood Treatment/Preservatives
- Deck Cleaner
- Tar/Asphalt Products

CONTAINERS

- No larger than 5 gallons
- Must have original labels
- Must not be leaking
- Must have secure lids

NO DUMPING

STOP!
IT'S ILLEGAL
to dump or abandon
Paint, Oil, or other
Hazardous Waste



THIS AREA MAY BE UNDER
VIDEO SURVEILLANCE

Violators Will Be Prosecuted

Please wait for staff assistance when dropping off leftover paint.

Esperere a que le atienda un empleado de la compañía cuando vaya a desechar pintura sobrante.





Recycle your paint here.

[DURING BUSINESS HOURS ONLY]



PAINTCARE PRODUCTS

WE ACCEPT

- Latex house paint
- Oil-based house paint
- Primer and Sealer
- Stains
- Clear finishes (e.g., varnish, shellac)

WE CANNOT ACCEPT

- Leaking, unlabeled or empty containers
- Aerosol spray paints
- Large containers (over 5 gallons)
- Paint thinner
- Other chemicals

Paint recycling is easy in Oregon and California

Did you buy more paint than you need, or did someone else leave old paint behind? Almost everyone has a few gallons of leftover paint sitting around. What are you supposed to do with it?

You could give old paint to a friend, or try to use it up, but when you've run out of ideas, just take it to a PaintCare drop-off location. There's probably one near you.

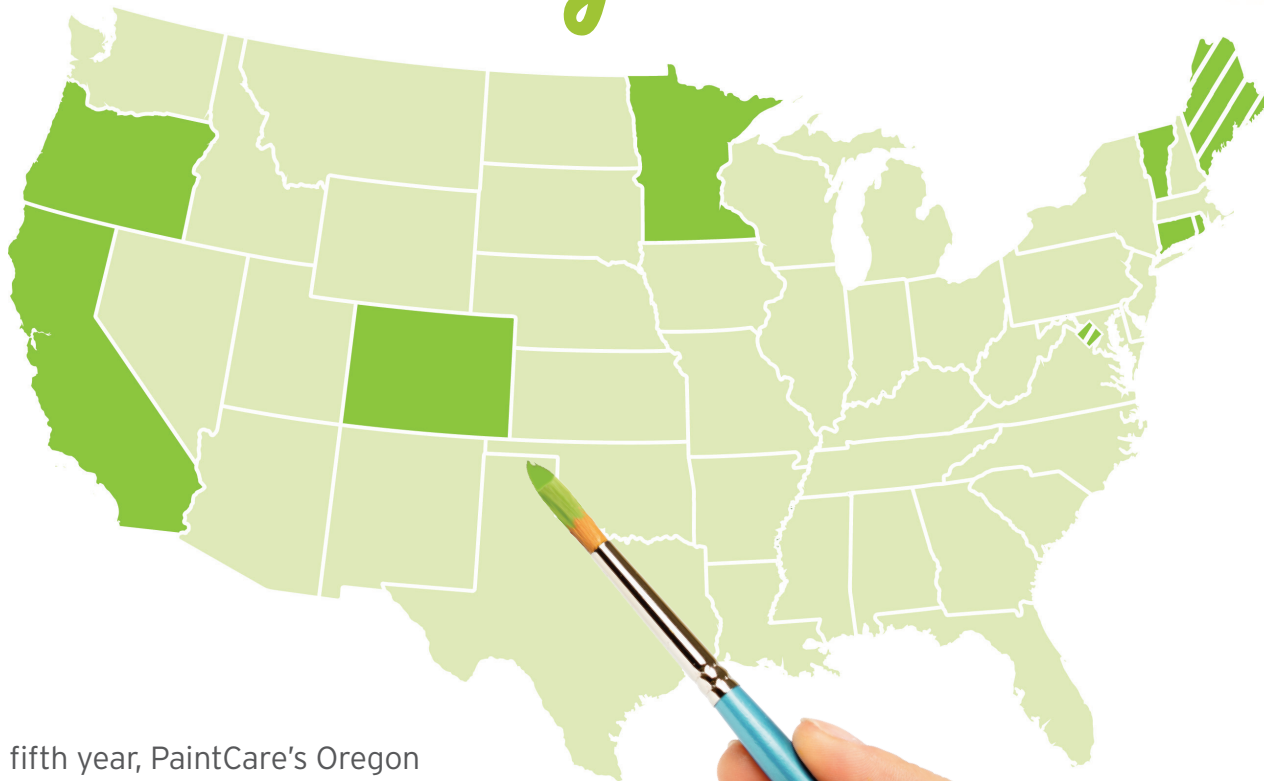
PaintCare is a non-profit organization formed by paint companies through their trade association, the American Coatings Association. Since 2010, PaintCare has set up more than 1,500 convenient places in seven states where households and businesses can get rid of old, unwanted paint and be sure it will be properly recycled or disposed. PaintCare is funded by a nominal fee on all new paint sales in those same states; there is no charge to households or businesses for dropping off paint, and local governments save money on managing unwanted paint.



Recycle with PaintCare

www.paintcare.org/stewardship • 855-724-6809

Paint Recycling Programs



Now in its fifth year, PaintCare's Oregon program has collected more than two million gallons of paint and set up 160 convenient drop-off locations throughout the state. And because Oregon was the first state with a PaintCare program, it can take credit for inspiring California (now in its third year with 750 locations) and six other states to work with paint manufacturers to create similar programs. Through these programs, the paint industry is leading the way for product stewardship in the United States.

Product stewardship means that everyone from manufacturers to consumers contributes to managing the life cycle of a product - production, use, recycling or disposal - to help protect our health and the environment. With PaintCare, the paint industry is creating innovative programs to make it easier than ever to manage paint through environmentally sound and cost-effective stewardship programs.

So why wait?

Recycle your paint at a paint drop-off site near you.

www.paintcare.org/stewardship • 855-724-6809



California Paint Usage & Disposal Surveys

Notes:

Online surveys conducted using SurveyMonkey. Blue numbers indicate the number of people who responded.

Questions 2 and 3 allowed more than one answer; percentages are calculated using the number of people who responded.

0 indicates the question was asked, but there were no responses with that answer.

Surveys were conducted in June each year.

	2014		2015		2016	
	Percent	Count	Percent	Count	Percent	Count
1. How much leftover paint is in your home?		445		345		405
None	36.2	161	46.4	160	44.7	181
Less than 1 gallon	13.5	60	10.7	37	20.2	82
1-5 gallons (would fit in a cardboard box)	29.0	129	27.0	93	18.3	74
5-15 gallons (would fit in a shopping cart)	14.2	63	9.9	34	8.4	34
15-30 gallons (would fit in two shopping carts)	2.2	10	1.4	5	2.2	9
More than 30 gallons	0.0	0	0.3	1	1.2	5
Yes, but I don't know how much	4.9	22	4.3	15	4.9	20
2. Where did the paint come from? (check all that apply)		275		345		224
I did some painting myself and had some leftover	70.5	194	39.4	136	69.2	155
I hired someone to paint and they left it behind	37.1	102	22.3	77	18.3	41
I found it in my home/business when I moved in	20.4	56	11.0	38	12.5	28
I am a painting contractor and it is from one of my jobs	1.1	3	2.3	8	8.5	19
I don't remember where the paint came from	2.9	8	20.6	71	5.4	12
Other	2.9	8	22.3	77	5.4	12
3. What did you do with leftover paint? (check all that apply)		424		345		405
Poured it down the drain	0.5	2	0.6	2	2.7	11
Put can(s) of liquid paint in the trash	6.8	29	3.8	13	4.7	19
Dried out the paint and put it in the trash	22.2	94	11.0	38	12.1	49
Stored it in the basement or garage intend to use	45.8	194	21.4	74	23.2	94
Took it to a paint store	4.7	20	7.0	24	6.4	26
Took it to a household hazardous waste event or facilit	35.8	152	24.1	83	15.8	64
Gave it away to a family, friend or community organizat	10.1	43	5.5	19	5.7	23
Left it behind when I moved	8.7	37	1.4	5	2.5	10
I don't know	5.7	24	4.9	17	4.9	20
I have never stored or disposed of leftover/unwanted p.	11.3	48	19.7	68	19.5	79
Other	1.7	7	0.6	2	2.5	10
4. If you had unwanted paint, what would you do with it?		422		345		405
Pour it down the drain	0.5	2	0.6	2	2.0	8
Put can(s) of liquid paint in the trash	3.6	15	2.0	7	5.2	21
Dry out the paint and put it in the trash	10.7	45	12.5	43	10.9	44
Take it to a paint store	8.1	34	17.4	60	18.8	76
Take it to a household hazardous waste event or facilit	54.7	231	35.4	122	28.6	116
Give it away to a family, friend or organization	10.0	42	13.6	47	14.8	60
I don't know	12.6	53	16.2	56	18.0	73
Other	1.4	6	2.3	8	1.7	7
5. Did you know that paint can be recycled?		428		345		224
Yes	37.1	159	37.4	129	59.4	133
No	62.9	269	62.6	216	40.6	91

6. Have you ever taken paint to be recycled/disposed? When?		428		345		405
No	66.1	283	72.8	251	65.9	267
Yes, at some point during the past year	7.9	34	9.0	31	14.1	57
Yes, more than one year ago	25.9	111	18.3	63	20.0	81

7. Do you know where to take unwanted paint?		428		345		405
No	67.5	289	72.2	249	66.7	270
Yes	32.5	139	27.8	96	33.3	135
If yes, where? (please specify)	-	77	-	49	-	71

Responses to "If yes, where?" for June 2016:

- Paint retailer (16)
- Household hazardous waste (HHW) facility or event (24)
- Recycle center (13)
- Landfill or transfer station (9)
- Paint recycling facility (2)
- Garbage company picks it up

8. How far is the closest paint store?		428		345		405
Less than 1 mile	22.4	96	20.0	69	16.5	67
1-5 miles	58.6	251	54.8	189	47.4	192
5-10 miles	10.3	44	12.2	42	17.5	71
10-20 miles	2.1	9	4.1	14	4.2	17
20-30 miles	1.2	5	1.7	6	0.5	2
Not sure	5.4	23	7.2	25	13.8	56

9. How far would you drive to recycle or dispose of paint?		424		345		405
20-30 miles	5.4	23	5.5	19	5.2	21
10-20 miles	23.1	98	17.4	60	17.5	71
5-10 miles	33.5	142	31.9	110	33.3	135
1-5 miles	27.6	117	29.6	102	26.2	106
Less than 1 mile	2.6	11	2.6	9	2.7	11
Not sure	7.8	33	13.0	45	15.1	61

10. What county do you live in?		285		345		405
Alameda	5.3	15	6.4	22	3.7	15
Alpine	0.0	0	0.0	0	0.0	0
Amador	0.0	0	0.3	1	0.2	1
Butte	0.4	1	0.6	2	0.5	2
Calaveras	0.0	0	0.3	1	0.0	0
Colusa	0.0	0	0.0	0	0.0	0
Contra Costa	2.1	6	3.2	11	2.7	11
Del Norte	0.0	0	0.0	0	0.0	0
El Dorado	0.4	1	1.7	6	0.5	2
Fresno	1.1	3	1.7	6	2.2	9
Glenn	0.0	0	0.3	1	0.0	0
Humboldt	0.4	1	0.0	0	1.2	5
Imperial	0.4	1	0.0	0	0.5	2
Inyo	0.0	0	0.0	0	0.0	0
Kern	1.1	3	0.9	3	2.0	8
Kings	0.7	2	0.3	1	0.5	2
Lake	0.0	0	0.3	1	0.0	0
Lassen	0.0	0	0.0	0	0.5	2
Los Angeles	18.2	52	26.7	92	25.4	103
Madera	0.7	2	0.3	1	0.2	1

Marin	2.5	7	0.9	3	0.2	1
Mariposa	0.4	1	0.0	0	0.0	0
Mendocino	0.4	1	0.0	0	0.2	1
Merced	0.4	1	0.3	1	0.2	1
Modoc	0.0	0	0.0	0	0.0	0
Mono	0.0	0	0.0	0	0.0	0
Monterey	1.8	5	1.4	5	0.5	2
Napa	0.4	1	0.0	0	0.0	0
Nevada	0.0	0	0.6	2	0.0	0
Orange	8.8	25	6.7	23	7.7	31
Placer	1.4	4	1.2	4	0.2	1
Plumas	0.0	0	0.0	0	0.0	0
Riverside	3.2	9	1.7	6	6.4	26
Sacramento	7.4	21	3.8	13	6.2	25
San Benito	0.4	1	0.0	0	0.2	1
San Bernardino	2.5	7	3.8	13	4.4	18
San Diego	8.4	24	8.7	30	10.6	43
San Francisco	2.8	8	5.2	18	2.5	10
San Joaquin	1.8	5	1.2	4	2.0	8
San Luis Obispo	1.4	4	0.9	3	1.0	4
San Mateo	3.5	10	3.2	11	1.0	4
Santa Barbara	1.4	4	1.2	4	0.5	2
Santa Clara	5.3	15	8.1	28	4.7	19
Santa Cruz	1.8	5	1.4	5	0.7	3
Shasta	0.7	2	0.0	0	1.0	4
Sierra	0.0	0	0.0	0	0.0	0
Siskiyou	0.0	0	0.0	0	1.0	4
Solano	3.2	9	1.2	4	1.5	6
Sonoma	1.8	5	2.9	10	0.7	3
Stanislaus	1.8	5	0.0	0	1.7	7
Sutter	0.4	1	0.0	0	0.2	1
Tehama	0.4	1	0.3	1	0.2	1
Trinity	0.0	0	0.0	0	0.0	0
Tulare	0.7	2	0.9	3	0.7	3
Tuolumne	0.0	0	0.3	1	0.0	0
Ventura	4.2	12	1.4	5	2.0	8
Yolo	0.7	2	0.0	0	0.5	2
Yuba	0.4	1	0.0	0	0.7	3

Note: In 2014 we asked respondents to type in their county, rather than choose from a list; 54 people did not enter their county. Their responses are not used in the total for percentage calculations in order to have relative numbers for those who responded.

11. How would you describe the place where you live?

		419		345		405
Urban / Major City	29.6	124	37.7	130	33.1	134
Suburban	47.7	200	39.4	136	40.7	165
Small City or Town	15.3	64	13.3	46	18.0	73
Rural / Countryside	6.2	26	8.7	30	7.2	29
Other (please specify)	1.2	5	0.0	3	1.0	4

12. Where do you live?		419		345		405
Single-family house	68.7	288	60.9	210	58.8	238
Two or Three-family house	2.1	9	6.1	21	5.7	23
Condominium or apartment building with many units	26.7	112	30.7	106	29.6	120
Manufactured or Mobile Home	1.4	6	2.0	7	4.2	17
Other (please specify)	1.0	4	0.3	1	1.7	7

13. Do you paint professionally?		445		345		405
Yes	2.5	11	3.8	13	11.9	48
No	97.5	434	96.2	332	88.1	357

14. What is your age?		420		345		405
Under 21	3.6	15	5.5	19	4.2	17
21-40	34.5	145	36.2	125	37.0	150
41-60	36.7	154	30.7	106	35.8	145
Over 60	25.2	106	25.2	87	23.0	93
Prefer not to say	0.0	0	2.3	8	0.0	0

15. Gender		420		345		405
Male	50.5	212	64.9	224	64.7	262
Female	49.5	208	32.5	112	35.1	142
Prefer not to say	0.0	0	2.6	9	0.2	1

16. Educational Level		420		345		405
Some High School	0.0	0	1.7	6	3.0	12
High School Graduate	4.8	20	8.4	29	13.6	55
Some College, Vocational, Trade, or Technical	32.1	135	30.4	105	44.0	178
4 year degree or higher	61.4	258	57.4	198	39.0	158
Prefer not to say	1.7	7	2.0	7	0.5	2

17. What is your household income?		420		345		405
Less than \$50K	25.0	105	27.0	93	48.6	197
\$50 – 100K	26.9	113	25.5	88	29.6	120
\$100 – 150K	16.0	67	16.5	57	12.1	49
Over \$150K	15.5	65	17.7	61	4.0	16
Prefer not to say	16.7	70	13.3	46	5.7	23

**Appendix
Section D**



Guidelines for Retailer Drop-Off Sites

November 9, 2015

Contents

- 1. PaintCare Drop-Off Sites1
- 2. Accepting Program Products5
- 3. What Is Acceptable.....7
- 4. Operations.....8
- 5. Working with Haulers10
- 6. Inspections and Records.....11
- 7. Training and Safety.....12
- 8. Spill Response.....13

Appendices

- A. Paint Drop-Off Log15
- B. Training Record for Drop-Off Site Staff16
- C. Emergency Contact Information17

Contact Information

<i>Site Name:</i>	
<i>Site Address:</i>	
<i>Mailing Address (if different):</i>	
<i>Site Contact 1. Name/Phone:</i>	
<i>Site Contact 2. Name/Phone:</i>	
<i>PaintCare Contact Name:</i>	
<i>PaintCare Contact Phone/Email:</i>	
<i>Hauler Company Name:</i>	
<i>Hauler Contact Name:</i>	
<i>Hauler Contact Phone/Email:</i>	
<i>CUPA Contact Name/Phone:</i>	<i>Haz Mat Business Plan? (y/n)</i>

PaintCare® Drop-Off Sites

Legislation

In 2010, Governor Schwarzenegger signed Assembly Bill 1343 creating the California Architectural Paint Recovery Program. The new law requires paint manufacturers to develop and implement a program to collect, transport, and process post-consumer paint and other architectural coatings to reduce the costs and environmental impacts of their disposal in California. The program's primary goals are to: (1) reduce the generation of post-consumer architectural coatings; (2) promote reuse/using up post-consumer architectural coatings; and (3) ensure proper recycling and disposal at their end-of-life.

About PaintCare

The law allows for the formation of a non-profit stewardship organization to implement the program. To serve this purpose, PaintCare Inc. was formed by the American Coatings Association (ACA), the non-profit trade association for the paint and coatings industry. PaintCare submitted a management plan to the California Department of Resources Recycling and Recovery (CalRecycle) on behalf of paint manufacturers in April 2012. The Department approved the Plan on July 19, 2012. The California program began 90 days after Plan approval – on October 19, 2012.

Various studies have demonstrated that between 3 and 10% of all paint purchased is “leftover” – goes unused. To capture this paint, PaintCare will pay for storage containers, transportation and recycling/proper disposal for leftover paint delivered to contracted collection locations like yours. PaintCare will also conduct extensive public outreach about the Program, and promote your store as a Drop-Off Site.

Before the PaintCare Program (“Program”), California residents and businesses recycled or disposed of paint through government-sponsored household hazardous waste (HHW) programs or through a hazardous waste management company. The PaintCare Program increases recycling opportunities for California consumers by partnering with hundreds of retail and reuse stores throughout the state to serve as paint Drop-Off Sites.

PaintCare Provides

Once a contract is established between PaintCare and the Drop-Off Site, the Program will provide the following:

- Paint storage Collection Bins (usually 1 cubic yard containers)
 - Labels for paint Collection Bins
 - Spill kit (upon request)
 - Recordkeeping forms and/or log book
 - Poster identifying your site as a PaintCare Drop-Off Site
 - Educational print materials for your customers
-

**PaintCare Does
Not Provide**

The Program does not provide personal protective equipment (PPE) or gear that may be required by the U.S. Occupational Safety and Health Administration (OSHA) or California occupational and safety regulations for your place of work. It is your site's responsibility to provide appropriate PPE for your workplace.

PaintCare has no authority and disclaims any responsibility to manage, direct, or supervise your employees, representatives, or agents, including how they perform the work and achieve compliance with applicable Law. PaintCare does not have responsibility for making day-to-day and critical decisions regarding the Services that you provide.

**Who Can Be
a Drop-Off Site**

PaintCare Drop-Off Sites may be any of the following:

- Municipal household hazardous waste collection facilities (permanent and temporary)
 - Paint retailers including paint, hardware and home improvement stores, and reuse stores (i.e., stores that sell salvaged or excess building materials)
 - Waste transfer stations, landfills, public works yards, and other appropriate, publicly accessible facilities
-

General Guidelines for Drop-Off Sites

Below are general guidelines for a typical Drop-Off Site. However, we recognize that each location will have unique logistical and operational considerations. PaintCare Drop-Off Sites must make their own decisions and use their best judgment to operate in the safest manner possible in accordance with applicable Law. To be a Drop-Off Site, you must:

- Accept Program Products from participants during your regular advertised or posted operating hours
- Have appropriate signage that informs the public of the hours of operation
- Display the PaintCare poster to identify you as a Drop-Off Site – this poster should be posted in a highly visible area, preferably at the entrance
- Have adequate space, staffing and training to collect and store Program Products and consolidate them only in Drop-Off Sites provided by or approved for use by PaintCare or its contractors to hold and transport Program Products
- Provide a secure space for empty and full Collection Bins
- Pack only Program Products into Collection Bins (see Section 3 for a description of Program Products)
- Schedule shipments of Program Products from your Drop-Off Site
- Do not accept, handle, pack, or ship Non-Program Products, including unacceptable containers (see Section 3 for list of Non-Program Products and unacceptable containers) because the Drop-Off Site may assume liability for Non-Program Products if it engages in these activities under California Health & Safety Code § 25217
- Maintain records
- Train staff to be familiar with the requirements and practices of this guide
- Have adequate comprehensive and/or commercial general liability insurance to cover potential risks and liability associated with activities on premises
- Know and comply with applicable federal, state and local laws as they pertain to your Drop-Off Site and train staff accordingly – these may include zoning requirements for your activities, state permit requirements (air, hazardous waste, water quality, solid waste, storm water) and OSHA requirements
- For additional information on state law regarding collection of the Program Products, visit the Department of Toxic Substance Control's website at www.dtsc.ca.gov

Storage Area for Collection Bins

Establish a sufficient, dedicated storage area for Collection Bins and Program Products.

Collection Bins must include secondary containment to contain liquids in the event a can leaks while in storage; however, they should also be placed on an impermeable surface (e.g., concrete, asphalt, sealed wood floor) whenever possible.

Store Collection Bins away from ignition sources.

Place Collection Bins away from storm drains and floor drains.

Protect Collection Bins from temperature extremes by storing them inside or under cover if possible.

Mark the Collection Bin with the date the first Program Product is placed in it and ensure that no Collection Bin with content is stored for more than six (6) months, as required by applicable Law.

If you store Collection Bins outdoors, you may need approval from your local fire or hazardous materials oversight agency.

Storage area information should be included in your Hazardous Materials Business Plan (HMBP) if required by your local fire or hazardous materials oversight agency.

Security

The Drop-Off Site should be secured and locked when it is closed or not attended.

Only Drop-Off Site staff should have access to the Collection Bins and storage area.

Use and Maintenance of Collection Bins

Keep Collection Bins closed except when adding Program Products.

Maintain enough space around Collection Bins to inspect for leakage and emergency access.

Do not overfill Collection Bins.

Pack 5 gallon buckets on the bottom layer of the Collection Bins for stability.

Pack all Program Products (cans, buckets, bottles) upright and as tight as possible in the Collection Bins to protect contents from shifting and leaking in transit. Use safe practices for handling, storage and management of Program Products.

Use good housekeeping standards; keep paint storage areas clean and orderly.

Accepting Program Products

What Is Architectural Paint

It is an important responsibility for PaintCare Drop-Off Sites to only accept Program Products. Section 3 includes the primary examples of architectural paint products accepted by the PaintCare Program (“Program Products”) and paint or paint-related products not accepted by the PaintCare Program (“Non-Program Products”). Drop-Off Sites that accept Non-Program Products will be responsible for managing all Non-Program Products at the Drop-Off Sites’ expense.

Generally, architectural paints include latex and oil-based house paint, stains and clear coatings. The Program excludes (a) industrial maintenance coatings, labeled “for industrial use,” or other appropriate wording; (b) Original Equipment Manufacturer coatings or coatings used for OEM applications; and (c) specifically excluded Specialty coatings.

Architectural paint is classified as either latex (water-based) or oil-based (alkyd) and the classification is important in order to decide how the product should be handled and recycled. Being able to tell the difference between latex and oil-based products is also important in determining which types of businesses can use the PaintCare Program (see next two sub-sections).

Who Can Drop Off Program Products

The Program accepts paint from the following:

Households. Residents may drop off any Program Product.

CESQG Businesses. These are businesses that generate less than 100 kilograms (about 27 gallons) of hazardous wastes per month. These businesses are called CESQGs for “Conditionally Exempt Small Quantity Generators.” They are often small painting contractors or commercial property owners, but they can be any type of business as long as they do not generate more than 27 gallons of hazardous waste per month. CESQG businesses may drop off any Program Product.

SQG and LQG Businesses. These are businesses that generate more than 100 kilograms (about 27 gallons) of hazardous waste per month. These businesses are either Small Quantity Generators or SQGs (generate 100-1000 kilograms of hazardous waste per month) or Large Quantity Generators or LQGs (generate more than 1000 kilograms of hazardous waste per month) and are typically larger painting contractors or big manufacturing businesses. These businesses are more heavily regulated and they must use a hazardous waste management company to manage their hazardous waste, including oil-based paint. They may, however, drop off latex-based Program Product at PaintCare Drop-Off Sites.

Latex Paint is Special. When post-consumer latex paint is intended for recycling, as it is when accepted at PaintCare Drop-Off Sites, it may be considered by a special California law to be handled and considered “non-hazardous waste.” Therefore SQG and LQG businesses may drop off latex paint at Drop-Off Sites, even though they may not drop off oil-based paint.

**How to Know
If a Business
Qualifies**

Each business is responsible for determining its own generator status under the applicable Law.

When a business has oil-based paint to drop off, they must sign the Paint Drop-Off Log, included in Appendix A, to verify that they are CESQGs and therefore qualified to use the Program for oil-based paint. The log includes an explanation of what types of businesses qualify to use the Program. (If a business has only latex paint they do not need to sign anything.)

Once signed, you may accept up to 27 gallons of oil-based paint from a CESQG.

Paint Drop-Off Logs may be reviewed by PaintCare or government agencies and compared with a list of registered hazardous waste generators to see that only CESQG businesses are using the Program for their oil-based paint.

**Can Drop-Off
Sites Charge
Fees?**

Program participants should never be charged a fee; as a PaintCare Drop-Off Site you may not charge residents and qualifying businesses that are dropping off Program Products.

What Is Acceptable

Before accepting products from participants, Drop-Off Site staff must (1) check the product label to verify that it contains a Program Product, and (2) check the condition of the container for acceptance in the Program.

Acceptable Containers and Unacceptable Containers

Acceptable

- The Program Product must be in its original container
- The container must be labeled as containing one of the designated Program Products listed below
- The container must be in good condition and not leaking
- The container must be 5 gallons in size or smaller

Not Acceptable

- The container is not original (e.g., paint was transferred into a jar)
- The container does not have an original label
- The container is leaking or has no lid
- The container is larger than 5 gallon
- The container is empty

Program Products and Non-Program Products

Acceptable Products (Program Products)

- Interior and exterior paints: latex, acrylic, water-based, alkyd, oil-based, enamel (including textured coatings)
- Deck coatings, floor paints (including elastomeric)
- Primers, sealers, undercoaters
- Stains
- Shellacs, lacquers, varnishes, urethanes (single component)
- Waterproofing concrete/masonry/wood sealers and repellents (not tar or bitumen-based)
- Metal coatings, rust preventatives
- Field and lawn paints

Unacceptable Products (Non-Program Products)

- Paint thinners, mineral spirits, solvents
- Aerosol paints (spray cans)
- Auto and marine paints
- Art and craft paints
- Caulking compounds, epoxies, glues, adhesives
- Paint additives, colorants, tints, resins
- Wood preservatives (containing pesticides)
- Roof patch and repair
- Tar and bitumen-based products
- 2-component coatings
- Deck cleaners
- Traffic and road marking paints
- Industrial Maintenance (IM) coatings
- Original Equipment Manufacturer (OEM) (shop application) paints and finishes

Operations

Greet the Consumer

Participants must be assisted and supervised when they come to drop off Program Products. Drop-Off Site staff should greet participants and verify eligibility of the participant and their leftover paint products as Program Products.

Examine the Product

Screen products to ensure that only the following are accepted:

- Container is 5 gallons in size or smaller
- Original container has original label that is readable
- Container had a lid and is not leaking
- Latex paint from anyone
- Oil-based paint from households and CESQG businesses
- IMPORTANT: Never open or allow the participant to open a program product container

Screen products to ensure that the following are not accepted:

- Non-Program Products
 - Oil-based paint from SQG or LQG businesses
-

Drop-Off Site Limits

While PaintCare Program intends to collect as much Program Product as is available, we recognize that your Drop-Off Site may have storage limitations. PaintCare Drop-Off Site may voluntarily limit the amount of Program Products they accept from a customer. We recommend setting a limit of 5-gallons per participant per visit, though you may accept more at your discretion.

If your Collection Bins are completely full, inform the participant that you are temporarily unable to accept Program Products and redirect them to the nearest alternative PaintCare Drop-Off Site (see: www.paintcare.org) or ask them to come back at a later date. Contact the PaintCare Hauler immediately to have your Collection Bins picked-up and replaced with empties.

If you have a participant with a significant amount of Program Products that your location cannot manage, contact PaintCare directly for additional assistance. We may direct the participant to another PaintCare Drop-Off Site that can manage the large load or offer a direct pickup.

Refusing an Unacceptable Product

Do not accept any containers that are larger than 5 gallons, empty, unlabeled or leaking, and do not accept Non-Program Products from any participant.

When refusing a Program Product, Drop-Off Site staff must:

- Explain why the Program Product cannot be accepted (not part of Program, unlabeled, etc.)
- Refer the individual to the local municipal HHW collection program, garbage hauler or health department for assistance; HHW facilities can typically accept Non-Program Products from households and CESQG businesses

Storing and Packing Collection Bins

Place Program Products into Collection Bins immediately upon acceptance to minimize the possibility of spills.

Place 5 gallon containers at the bottom of Collection Bins to provide stability for second layer of 1 gallon and smaller cans.

Place all Collection Bins upright to prevent leaks or spills.

Pack the Program Products as tightly as possible inside the Collection Bins. This helps to keep paint products from shifting during transit.

If being stored outside, keep lids on Collection Bins to keep out rain.

Make sure the Collection Bin lid sits flat on top the Collection Bin.

All Program Products must be stored in Collection Bins at all times.

Never overfill Collection Bins.

Contact your local fire and/or hazardous materials oversight agency to find out if you need a Hazardous Materials Business Plan (HMBP) specific to your Drop-Off Site to accept and store Program Products.

Closing a Drop-Off Site

Please notify PaintCare in writing at least 60-days before stopping collection services to give us adequate time to remove your information from Program promotional materials.

As soon as possible, remove the poster (“Recycle Your Paint Here”) from the Drop-Off Site and post a new sign at the entrance to the site to notify the public that you will no longer be accepting Program Products.

Before your last pick-up, verify that all Program Products and Collection Bins are returned to PaintCare.

Working with Haulers

PaintCare contracts with public and private transporters for the delivery of supplies, empty Collection Bins and pick-up of full Collection Bins.

Scheduling the Hauler to Pick Up Collection Bins

When half of your Collection Bins are full or you anticipate that your Collection Bins will be full within fourteen (14) days in rural areas and five (5) days in urban areas, call your Hauler to schedule a pickup. The name of your Hauler and the contact information is written on the cover of this guide.

When establishing an appointment for pick-up, please indicate:

- That your facility is a PaintCare Drop-Off Site
 - Name of Drop-Off Site and address
 - Your name
 - Your phone number
 - Number of full Collection Bins to be picked up and the number of empty Collection Bins needed for replacement
-

Preparing Collection Bins for Removal

On the scheduled pickup day, Collection Bins should be readily accessible to the Hauler for quick and efficient loading. The Hauler will bring shipping documents and Collection Bin labels. Please assist the Hauler with Collection Bin loading and off-loading and keep a copy of the shipping documents for your records.

Inspections and Records

Inspections

Drop-Off Site staff should:

- Inspect the Drop-Off Site and storage area to ensure Collection Bins are closed properly and the area is secured
- Inspect Collection Bins for damage and report any damaged Collection Bins to PaintCare for replacement or repair
- Inspect Collection Bin for damaged or missing labels and correct as necessary
- Inspect the spill kit monthly to make sure that it is complete and not damaged. Contact PaintCare’s hauler to request additional spill kit supplies. Materials will be provided at the next Collection Bin pickup.

Record Keeping

The following records are to be maintained for a minimum of 3 years:

- Inspection records
 - Paint Drop-Off Log (see: Appendix A)
 - Employee training records (see: Appendix B)
 - Bills of Lading and/or other documentation required by applicable Law for outgoing shipments of Program Products
-

Training and Safety

Training

All employees handling Program Products must receive training in product identification, acceptance, handling, packaging, inspection and emergency response procedures before collecting Program Products or engaging in any PaintCare Program activities.

Ensure that employees conduct Program Products collection activities in a safe manner that protects workers and the environment.

Ensure Program Products collection activities follow general safety practices including proper lifting techniques.

Ensure Drop-Off Site employees are equipped for and understand hazards associated with Program Products.

Maintain training plans and records for each employee.

A form for recording staff training is included in Appendix B.

Safety

Store personal protective equipment (PPE) and spill response equipment in an accessible location adjacent to the Collection Bins.

Ensure the Drop-Off Site is equipped with appropriate emergency response equipment including a fire extinguisher, spill kit and PPE. Monthly inspections of equipment are recommended.

Ensure spill kit contains at a minimum safety goggles, gloves, absorbent, duct tape and plastic bags.

Ensure emergency procedures and emergency contact numbers including police, fire department and emergency services are posted by phone near the Drop-Off Site area.

If applicable, develop and maintain emergency action plan as required by OSHA.

If required by federal, state or local law, familiarize police, fire departments and emergency response teams with the layout of your facility, properties of Program Product handled at your facility and evacuation routes.

A form for recording emergency contacts is included in Appendix C.

Spill Response

Spills

The information in this section will assist with spills from damaged or leaking Program containers. It is important that all Drop-Off Site staff understand corrective actions to minimize exposure to people or the environment.

Collection Bins should be kept in a clean, accessible area. Avoid spills through good housekeeping, safe handling techniques, proper storage and best management practices.

Clean up any spill or release of Program Product immediately and place spill residue in a sealed container in a Collection Bin. Label it. Contact PaintCare to replenish spill kit materials as needed.

Reporting

Any spill or release of Program Product to the environment through a storm drain, waterway or soil contamination of more than 10 gallons must be immediately reported to the appropriate governmental authority, including the Certified Unified Program Agency, (“CUPA”). Contact PaintCare within 24-hours of making such a report.

Post emergency contact numbers including police, fire department, and emergency services.

Spill Kits

Upon request, PaintCare provides each Drop-Off Site with a spill kit containing:

- Latex gloves
- Safety glasses
- Absorbent
- Plastic bags

Any material used should be replaced immediately after it is used. Contact PaintCare for replacement items.

Spill Response Procedures

If a spill is small enough to be managed by Drop-Off Site staff, follow these steps:

- Isolate the area and restrict access to the spill
 - Ensure personal safety, put on protective gear (glasses and gloves) provided in the spill kit
 - Stop the movement of paint by placing the leaking container upright or in a position where the least amount will spill, and place leaking container in plastic bags provided in spill kit
 - Contain the spill by placing absorbent pads or granular absorbent around and
-

on the spill – if outdoors, place barriers around storm drains to prevent a release to the environment

- Collect the contaminated absorbent material and place it in plastic bag(s) along with the leaking container and contaminated PPE, seal the bag(s) and place in the Collection Bin
 - Remove any clothing that may be contaminated, wash thoroughly to remove spilled material from your hands or body
 - Replace any used spill control supplies
 - Document the date, location and amount and type of material spilled
 - Immediately report the spill to the appropriate governmental authority
-

Appendix C – Emergency Contact Information

This form is to be completed prior to the first day of collection.

Basic Local Emergency Contacts

Facility Emergency Coordinator (name/phone): _____

Alternate Emergency Coordinator (name/phone): _____

Fire Department Phone Number 911 _____

Police Phone Number 911 _____

Hospital Phone Number _____

For Spills of Program Product:

Report any spill or release of Program Product to the environment (air, water or soil) greater than 10 gallons or any release of any Program Product to the storm drain or waters of the State to the appropriate local and state enforcement agencies immediately, and to PaintCare within 24 hours.

Local agency (name/phone): _____

State agency (name/phone): California Emergency Management Agency (Cal EMA) 1-800-852-7550 _____

PaintCare: 1-855-PAINT09 _____

Other (name/phone): _____

Other (name/phone): _____

Appendix C – Emergency Contact Information

This form is to be completed prior to the first day of collection.

Basic Local Emergency Contacts

Facility Emergency Coordinator (name/phone): _____

Alternate Emergency Coordinator (name/phone): _____

Fire Department Phone Number 911 _____

Police Phone Number 911 _____

Hospital Phone Number _____

For Spills of Program Product:

Report any spill or release of Program Product to the environment (air, water or soil) greater than 10 gallons or any release of any Program Product to the storm drain or waters of the State to the appropriate local and state enforcement agencies immediately, and to PaintCare within 24 hours.

Local agency (name/phone): _____

State agency (name/phone): California Emergency Management Agency (Cal EMA) 1-800-852-7550 _____

PaintCare: 1-855-PAINT09 _____

Other (name/phone): _____

Other (name/phone): _____



PaintCare Drop-off Site Training



Recycle with PaintCare

What is the PaintCare Program?

Recycle with PaintCare

What's the Big Deal About Paint?

- Of all hazardous waste received by municipal programs for residents and small businesses, 50% is paint
- Approximately 10% of purchased paint goes unused
- 10% of annual sales in the US means there are 70 million gallons leftover and available for recycling each year
- In 2003, stakeholders including local, state and federal governments; paint manufacturers; paint recyclers and others began a conversation to find a cooperative solution for managing post-consumer paint
- The American Coatings Association (ACA) participated, and the dialogue led to drafting of the model, state-level, industry supported law

Slide 3



Model Paint Stewardship Law

- Currently, 8 states and the District of Columbia have passed the industry–supported paint stewardship law.

Oregon (2009)

California (2010)

Connecticut (2011)

Rhode Island (2012)

Minnesota (2013)

Vermont (2013)

Maine (2013)

Colorado (2014)

Washington D.C. (2015)

- California's went into effect October 19, 2012

What the Law Requires:

- Any manufacturer selling paint into CA must operate a program to manage leftover paint by:
 - Reducing the generation of postconsumer paint through “buying right” education
 - Promoting using up / donating unused paint
 - Provide system for collection and recycling
- Convenient paint drop-off sites
- Environmentally responsible paint management

About PaintCare

- Created by the American Coatings Association in 2009 when Oregon passed the paint stewardship model law
- Non-profit stewardship organization that sets up the paint recycling program on behalf of paint manufacturers
- Governed by Board of architectural paint manufacturers
- State oversight agency, CalRecycle, reviews our program plan and annual reports



AmericanCoatings
ASSOCIATION

PaintCare Funding

- Financing through a per can “PaintCare Recovery Fee” added to the product price of each container sold

Half pint or smaller: \$ 0.00

Larger than half pint to smaller than 1 gallon: \$ 0.35

1 gallon: \$ 0.75

Larger than 1 gallon to 5 gallons: \$ 1.60

- Manufacturers collect the fees, and report sales and pay the fee to PaintCare
- Funding is used for program implementation and covers the cost of paint collection, transportation and recycling, as well as outreach and administration

Who Can Be a Collection Facility?

- Municipal household hazardous waste collection facilities (permanent and temporary)
- Paint retailers: paint, hardware, home improvement, reuse stores
- Waste transfer stations, landfills, public works yards, and other appropriate, publicly accessible facilities
- Large Volume Users (LVU) including trade painters and institutions

Potential Uses for Collected Paint

- Reused or donated (latex and oil-based)
- Blended into recycled-content paint (latex) – sold domestically and exported
- Cement/asphalt blends (latex)
- Landscaping material (latex)
- Blended into fuel for cement kilns and hazardous waste incinerators (latex and oil-based)

Drop-Off Site Guidelines

Employee Training

- Any employees accepting paint from the public, placing it in the bins, or ordering pick-ups should be trained on the PaintCare Site Guidelines
- Maintain a record showing that all staff handling PaintCare materials have received this training, and are re-trained annually

Onsite Materials Needed

- Operations binder with record-keeping forms
- Storage bin(s) & labels
- Spill kit
- Program product poster
- Drop-off site poster
- Customer education materials



Where to Put Your Bin(s)

- Cubic yard area on impermeable surface (concrete, asphalt, sealed wood floor, etc.)
- Secure from the public –not a “self-serve” program
- Away from ignition sources & drains
- Protected from temperature extremes
- Indoor area ideal
- If outdoors, under a covered area
- Maintain enough space around bins for emergency access and inspecting for leaks



Products to Accept – “Program Products”

Collect the following architectural coatings in 5 gallon containers or less:

- Interior and exterior architectural paints: latex, acrylic, water-based, alkyd, oil-based, enamel (including textured coatings)
- Deck coatings, floor paints (including elastomeric)
- Primers, sealers, undercoaters
- Stains
- Shellacs, lacquers, varnishes, urethanes (single component)
- Waterproofing concrete/masonry/wood sealers and repellents (not tar or bitumen-based)
- Metal coatings, rust preventatives
- Field and lawn paints

Products Not to Accept – “Non-Program Products”

- Paint thinners, mineral spirits, solvents
- Aerosol paints (spray cans)
- Auto and marine paints
- Art and craft paints
- Caulking compounds, epoxies, glues, adhesives
- Paint additives, colorants, tints, resins
- Wood preservatives (containing pesticides)
- Roof patch and repair
- Tar and bitumen-based products
- 2-component coatings
- Deck cleaners
- Traffic and road marking paints
- Industrial Maintenance (IM) coatings
- Original Equipment Manufacturer (OEM) (shop application) paints and finishes

Paint Can Condition

- Original container
- Original label that can be read
- Sealed and not leaking
- 5 gallons or less in size
- No empty cans, but cans with dried latex is ok
- Never open any containers



Storing and Packing Collection Containers

- Use safe practices for handling, storage and management
- Keep collection containers closed except when adding Program Products
- Pack 5 gallon buckets on bottom layer for stability
- Do not overfill collection containers

Accept From Whom?

- Latex Program Products
 - From residents (any volume)
 - From businesses (any volume)
- Solvent and Oil-Based Program Products
 - From residents (any volume)
 - From businesses
 - 27 gallons maximum per month
 - Only if they sign the CESQG log each time they drop-off



Limits on Volume Accepted

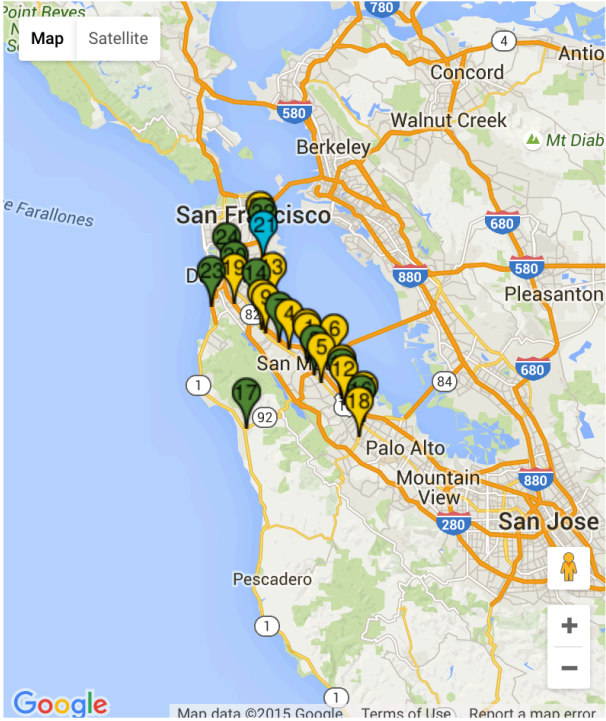
- Website map lists whatever volume your site chooses to advertise
- PaintCare outreach materials state “at least 5 gallons per customer per visit”
- Don’t take more than can fit in your bins!
 - Refer customer to closest alternative site (see: www.paintcare.org), or ask them to come back
 - Refer them to PaintCare hotline (855) Paint09
 - For help finding a site that accepts more
 - To schedule a Large Volume Pick-Up

PaintCare.org Site Locator





Use the PaintCare Site Locator to find a place to drop off your leftover paint.

Location:

ENTER: Zip Code OR City, State OR Street Address



- 1 [Kelly-Moore](#)
San Mateo, CA, 0.37 Mi.
- 2 [Hassett Ace Winsom](#)
San Mateo, CA, 0.45 Mi.
- 3 [Sherwin-Williams](#)
San Mateo, CA, 1.73 Mi.
- 4 [Grays Paint & Wallpaper](#)
Burlingame, CA, 2.35 Mi.
- 5 [Dunn-Edwards](#)
San Mateo, CA, 2.79 Mi.
- 6 [Orchard Supply Hardware](#)
Foster City, CA, 3.71 Mi.
- 7 [Sherwin-Williams](#)
Burlingame, CA, 3.76 Mi.
- 8 [South Bay Recycling](#)
San Carlos, CA, 5.58 Mi.
- 9 [Orchard Supply Hardware](#)
Millbrae, CA, 5.64 Mi.
- 10 [Glidden Professional](#)

 accepts up to 5 gallons  accepts up to 10-20 gal.  accepts up to 100 gal.  HHW Programs (accepts other items)

Where Should Customers Take Non-Program Products?

- Household or small business hazardous waste disposal programs
- Refer customers to their local garbage hauler, environmental health agency, or public works department, if unknown
- Contact PaintCare Coordinator for more info on local government programs in your area

Safely Storing Paint

Labels

- Bins must have labels
- On the label, add the date the first can is placed in the bin – there is a 180 day storage limit

Packing the Bin

- Make sure bins are not damaged and have liners if needed
- Immediately place paint containers in the bin and pack upright and tightly
- Close lid when not in use
- Keep paint storage area clean and orderly

What if Non-Program Products End up in the Bin?

- If you find a non-program product in the bin prior to a pick-up, your store must manage it as hazardous waste generated by your store
- Mislabeled products and other mistakes will not be returned to you – they will be managed downstream by the transporter
- Transporters will identify any “problem” sites so we can check in to determine if additional training is needed

Ordering Pick-Ups or Supplies

Contact the transporter for extra bins, liners, labels, spill kits & pick-ups:

- **Urban Area:** one week in advance of filling your bin
- **Rural Area:** two weeks in advance of filling your bin
- Indicate:
 - You are a PaintCare drop-off site
 - Site name and address, phone number
 - Number of full bins to pick up & empties for replacement
- Sign and keep copy of bill of lading (provided by transporter at the time of pick-up)

Spill Preparedness

- Store the following emergency response equipment in an easily accessible area:
 - Personal protective equipment (PPE)
 - Fire extinguisher
 - Spill kit containing safety goggles, gloves, absorbent, plastic bags
- Inspect all equipment and storage area regularly
- Post emergency procedures and contact information including police, fire department, and emergency services by a phone near the collection area

Spill Clean-Up

Clean up any spill or release of program products immediately:

1. Isolate the area
2. Use protective gear
3. Place leaking container upright in the spill kit bucket or plastic bag
4. Place absorbent around the spill, then fill in towards source
5. Place barriers around any storm drains
6. Place contaminated absorbent material and protective gear in bag or bucket with leaky container
7. Seal bag or bucket and place in bin
8. Contact PaintCare to replenish spill kit materials as needed

Spill Reporting

- Document the date, location, amount, and type of program product spilled
- Report program product spills of more than 10 gallons and release of any quantity through a storm drain, waterway, or into soil to:
 - Your local environmental enforcement agency
 - State enforcement agency: California Emergency Management Agency (Cal EMA) 1-800-852-7550
- Notify PaintCare within 24 hours of any report

Record Keeping

- Employee training log
- CESQG certification log
- Bills of lading

Keep all records on site for a minimum of three years

Closing a Drop-Off Site

- Notify PaintCare 60 days before stopping collection services
- Remove PaintCare poster from the site and post new sign to notify public you no longer accept paint
- As part of your last pick-up, verify that all program products and bins are returned to PaintCare

FAQs

- How many cans does the standard PaintCare bin hold?

Approximately 120-150 one-gallon cans, depending on bin type.

- Do we only accept brands sold in our store?
No, you must be willing to accept all brands, including ones you don't sell in your store.

- Can we turn contractors away?

No, this program is for households and businesses. You may however, limit your per-customer drop-off volume to 5 gallons if you have limited space.

FAQs

- Can we charge a fee for consumers to drop their program products at our store?
No, the customer has already paid for the service through the assessment fee
- Can store waste be placed in the PaintCare bins?
Mistints and returned program products are accepted, but obsolete products should be managed by the system your store currently has in place.

**Appendix
Section E**



Registered Manufacturers

California Paint Stewardship Program as of 11/1/2016

- 1 **2Guard**, 1276 S Lyon St, Santa Ana, CA, 92705, USA
- 2 **A. P. Nonweiler Co.**, 3321 County Rd A, Oshkosh, WI, 54901, USA
- 3 **Ace Hardware Paint Division**, 2200 Kensington Ct, Oakbrook, IL, 60523, USA
- 4 **Acrylatex Coatings & Recycling Inc.**, 1001 W Kirkwall Rd, Azusa, CA, 91702, USA
- 5 **Acrylic Technologies Inc.**, 8914 NE Alderwood Rd, Portland, OR, 97220, USA
- 6 **Advanced Protective Products, Inc.**, 17 -12 River Rd, Fair Lawn, NJ, 07410, USA
- 7 **AFM Safecoat** (See American Formulating & Manufacturing)
- 8 **Akzo Nobel Paints**, 16651 W Sprague Rd, Strongsville, OH, 44136, USA
- 9 **All Deck** (See Environmental Coating Systems Inc.)
- 10 **Amazon Environmental, Inc.**, 779 Palmyrita Ave, Riverside, CA, 92507, USA
- 11 **Amazon Paint** (See Amazon Environmental, Inc.)
- 12 **American Formulating & Manufacturing**, 3251 3rd Ave, San Diego, CA, 92103, USA
- 13 **Ames Research Laboratories, Inc.**, 1891 16th Street SE, Salem, OR, 97302, USA
- 14 **Amitha Verma, LLC**, 1200 Blalock, Houston, TX, 77055, USA
- 15 **Amteco, Inc.**, 1100 Jefferson St PO Box 9, Pacific, MO, 63069, USA
- 16 **Anchor Paint Manufacturing Company of Denver Inc**, 7205 GILPIN WAY #200, DENVER, Colorado, 80233, USA
- 17 **Anvil Paints & Coatings Inc.**, 1255 Starkey Rd, Largo, FL, 33771, USA
- 18 **Armstrong-Clark Company**, 14949 Camage Ave, Sonora, CA, 95370, USA
- 19 **Associated Paint Inc**, 10160 NW South River Dr, Medley, FL, 33178, USA
- 20 **AVM Industries, Inc.**, 8245 Remmet Ave, Canoga Park, CA, 91304, USA
- 21 **Basic Coatings** (See Betco Corporation LTD)
- 22 **Behr Process Corporation**, 3001 South Yale St, Santa Ana, CA, 92704, USA
- 23 **Behr** (See Masterchem Industries LLC)
- 24 **Benjamin Moore & Co.**, 360 Route 206, P.O. Box 4000, Flanders, NJ, 07836, USA
- 25 **Betco Corporation LTD**, 2124 George Flagg Parkway, Des Moines, IA, 50321, USA
- 26 **Betterbilt Chemicals** (See Starco Group, The)
- 27 **Beyond Paint**, 234 VALENCIA CIRCLE, ST. PETERSBURG, FLORIDA, 33716, USA
- 28 **Bioshield Paint**, 3005 St Francis D Ste 2-A, Santa Fe, NM, 87505, USA
- 29 **Bond Distributing, Ltd.**, 701 Beta Dr Ste 1, Mayfield Village, OH, 44143, USA
- 30 **BP Pro** (See S. Vann Inc)
- 31 **Brunner Ind. Group** (See Smith Paint Products)
- 32 **Calibre Environmental Ltd.**, 6224-29th Street S.E., Calgary, AB, T2C1W3, Canada
- 33 **California Paint Recycling, Inc.**, 4420 Beloit Dr Unit 50, Sacramento, CA, 95838, USA
- 34 **California Products Corporation**, 150 Dascomb Rd, Andover, MA, 01810, USA
- 35 **Cameo Specialty Coatings**, 405 E Gardena Blvd Unit E, Gardena, CA, 90248, USA
- 36 **Catalina Industries**, 11919 Vose St, North Hollywood, CA, 91605, USA
- 37 **Catalina Paints** (See Catalina Industries)
- 38 **CBD Group**, 101 Prospect Avenue, Cleveland, Ohio, 44115, USA
- 39 **CertainTeed Gypsum, Inc.**, 2424 Lakeshore Rd West, Mississauga, ON, L5J 1K4, Canada



Registered Manufacturers

California Paint Stewardship Program as of 11/1/2016

- 40 **Certified Color Corp**, 1441 W. Collins, Orange, California, 92867, USA
- 41 **Chalk Country Paint**, 1364 W Michigan Ave, Battle Creek, MI, 49037, USA
- 42 **CIC Coatings, LLC**, 2935 Almeta Ln, McKinney, TX, 75069, USA
- 43 **Clayton Corp** (See Convenience Products)
- 44 **Clemons Concrete Coatings** (See Ware Products LLC)
- 45 **Clinical Paints** (See Imperial Paints LLC)
- 46 **Cloverdale Paint**, 6950 King George Hwy, Surrey, BC, V3W4Z1, Canada
- 47 **Coating Development Group Inc.**, 2823 EAST SCHILLER STREET, PHILADELPHIA, PA, 19134, USA
- 48 **Colorama Paints & Supply Inc.**, 5261 LINDA VISTA RD, SAN DIEGO, CA, 92110, USA
- 49 **Comex North America, Inc.**, 6625 Miramar Rd, San Diego, CA, 92121, USA
- 50 **Complementary Coatings Corp.**, 360 Route 206, PO Box 4000, Flanders, NJ, 07836, USA
- 51 **Conklin Company, Inc.**, 551 Valley Park Dr PO Box 155, Shakopee, MN, 55379, USA
- 52 **Contract Coatings Corp.**, 706 E Main St, Stockton, CA, 95202, USA
- 53 **Convenience Products**, 866 Horan Dr, Fenton, MO, 63026, USA
- 54 **Corlin Paint** (See Niles Manufacturing, Inc.)
- 55 **Country Chic Paint Ltd.**, 5-2994 Boys Rd, Duncan, BC, V9L 6W4, V9L 6W4
- 56 **Couture Collection, The** (See Great Walls Supply, Inc)
- 57 **CRC Industries, Inc.**, 885 Louis Drive, Warminster, PA, 18974, USA
- 58 **Crescent Bronze Co., Inc.** (See A. P. Nonweiler Co.)
- 59 **Custom Building Products, Inc.**, 13001 Seal Beach Blvd, Seal Beach, GA, 30305, USA
- 60 **Daich Coatings Corporation**, 304 Gage Ave N, Hamilton, ON, L8L7A7, Canada
- 61 **Daly's Inc.**, 3524 Stone Way N, Seattle, WA, 98103, USA
- 62 **Daly's Wood Finishing Products** (See Daly's Inc.)
- 63 **Davis Colors** (See Rockwood Pigments NA, Inc.)
- 64 **Davis Paint Co.**, 1311 Iron St., North Kansas City, MO, 64116, USA
- 65 **DavLaur Coatings**, 34 Lori Circle, Maryland Heights, MO, 63043, USA
- 66 **Davlin Coatings LLC**, 700 Allston Wy PO Box 2929, Berkeley, CA, 94702, USA
- 67 **Diamond Vogel Paint** (See Vogel Paint, Inc.)
- 68 **DJ Simpson Company Inc** (See Simpson Coatings Group Inc.)
- 69 **Dryvit Systems, Inc.**, 1 Energy Way, West Warwick, RI, 02893, USA
- 70 **Duckback Products / Division of Duckback Acquisition Corporation**, 2644 Hegan Ln, Chico, CA, 95928, USA
- 71 **Dunn-Edwards Corporation**, 4885 E 52nd Place, Los Angeles, CA, 90040, USA
- 72 **Eagle IFP Company** (See Ware Products LLC)
- 73 **Eco Safety Inc.** (See Eco Safety Products)
- 74 **Eco Safety Products**, 2921 W Culver St #4B, Phoenix, AZ, 85009, USA
- 75 **Eco-Steps Coatings** (See Colorama Paints & Supply Inc.)
- 76 **Ecobond LBP, LLC**, 14045 W. 66th Avenue, Arvada, CO, 80004, USA
- 77 **ECOS Paints** (See Imperial Paints LLC)
- 78 **Emiron Corporation** (See American Formulating & Manufacturing)



Registered Manufacturers

California Paint Stewardship Program as of 11/1/2016

- 79 **EnviroCare Corporation**, 10 Upton Dr #3, Wilmington, MA, 01887, USA
- 80 **EnviroCoatings Canada Inc.**, 5730 Production Way, Langley, B.C., V3A4N4, Canada
- 81 **Environmental Coating Systems Inc.**, 668 N Coast Hwy 511, Laguna Beach, CA, 92651, USA
- 82 **Epmar Corporation**, 13210 Barton Circle, Whittier, CA, 90605, USA
- 83 **Evonik Degussa Corporation** (See Evonik Industries)
- 84 **Evonik Industries**, 2507 NE 150th St., Vancouver, WA, 98686, USA
- 85 **Farrow & Ball Ltd**, 310 Judson St Unit 11, Toronto, ON, M8Z5T6, Canada
- 86 **Farwest Paint Mfg. Company** (See Daly's Inc.)
- 87 **Faux Effects International, Inc.**, 3435 Aviation Blvd, Vero Beach, FL, 32960, USA
- 88 **Fine Paints of Europe**, Route 4 West PO Box 419, Woodstock, VT, 05091, USA
- 89 **Forrest Paint Co.**, 990 McKinley St, Eugene, OR, 97402, USA
- 90 **Four Star Chemical** (See Starco Group, The)
- 91 **Franklin Paint Company**, 259 Cottage St, Franklin, MA, 02038, USA
- 92 **Frazee Industries Holdings, Inc.** (See Comex North America, Inc.)
- 93 **Frazee Paint and Wallcovering** (See Comex North America, Inc.)
- 94 **FUNiture** (See Gilbertsons Safe Paints and Finishes)
- 95 **Gaco Western LLC**, 18700 Southcenter Parkway, Tukwila, WA, 98188, USA
- 96 **Gardner-Gibson**, 2457 E. 30th St., Vernon, CA, 90058, USA
- 97 **Gateway Paint and Chemical Company**, 2929 Smallman Street, Pittsburgh, PA, 15201, USA
- 98 **GDB International, Inc.**, One Home News Row, New Brunswick, New Jersey, 08901, USA
- 99 **Gemini Coatings, Inc.** (See Gemini Industries, Inc.)
- 100 **Gemini Industries, Inc.**, 421 SE 27th St, El Reno, OK, 73036, USA
- 101 **General Finishes**, 2462 Corporate Circle, East Troy, WI, 53120, USA
- 102 **Gilbertsons Safe Paints and Finishes**, 5551 Castle Drive, Huntington Beach, CA, 92649, USA
- 103 **Golden Artist Colors, Inc.**, 188 Bell Rd, New Berlin, NY, 13411, USA
- 104 **Great Walls Supply, Inc.**, 4230 Barringer Dr, Charlotte, NC, 28217, USA
- 105 **GreenCycle Paint, Inc.**, 7531 San Leandro St., Oakland, CA, 94621, USA
- 106 **H. Behlen & Bro.** (See RPM Wood Finishes Group, Inc.)
- 107 **Harrison Paint Company**, 1329 Harrison Ave SW, Canton, OH, 44706-1521, USA
- 108 **Heartwood Corp** (See Timber Pro Coatings)
- 109 **Henry Company LLC**, 189 E Main Street, Klamath Falls, OR, 97601, USA
- 110 **Hill Brothers Chemical Co.**, 1675 N Main St, Orange City, CA, 92867, USA
- 111 **Hocking International Laboratories, Inc.**, PO Box 2121, Rancho Santa Fe, CA, 92067, USA
- 112 **Homax Group Inc., The**, 8015 E Pleasant Vallery Road, Independence, OH, 44131, USA
- 113 **Imperial Paint Company**, 2526 NW Yeon Ave, Portland, OR, 97210, USA
- 114 **Imperial Paints LLC**, PO Box 489, Fairforest, SC, 29336, USA
- 115 **Inksolutions LLC**, 5928 S Garfield Ave, Commerce, CA, 90040, USA
- 116 **Insl-X Products** (See Complementary Coatings Corp.)
- 117 **James Edward Muldown, Inc.**, 11278 Los Alamitos #324, Los Alamitos, CA, 90720, USA



Registered Manufacturers

California Paint Stewardship Program as of 11/1/2016

- 118 **Janeway Bennett Paint Inc.**, 4620 Easton Dr, Bakersfield, CA, 93309, USA
- 119 **JDP LLC**, 215 S. Pacific St Suite 111, San Marcos, Ca, 92078, USA
- 120 **JEM Industrial Coatings** (See James Edward Muldown, Inc.)
- 121 **Jet Coatings, Inc.**, 1531 Esperanza St, Los Angeles, CA, 90023, USA
- 122 **Kelly Moore Paint Company, Inc.**, 987 Commercial St, San Carlos, CA, 94070, USA
- 123 **Kop-Coat, Inc.**, 436 Seventh Avenue, Pittsburgh, PA, 15219, USA
- 124 **Landzettel & Sons**, 17-12 River Rd, Fair Lawn, NJ, 07410, USA
- 125 **Laticrete International, Inc.**, 1 Laticrete Park North, Bethany, CT, 06524, USA
- 126 **Lauzon Distinctive Hardwood Flooring**, 2101 cote des Cascades, Papineauville, QC, J0V1R0, Canada
- 127 **Lawnlift** (See JDP LLC)
- 128 **Life Paint Company**, 12927 Sunshine Ave PO Box 2488, Santa Fe Springs, CA, 90670, USA
- 129 **Lullaby Paints** (See Imperial Paints LLC)
- 130 **Mad Dog Paint Products, Inc.**, 309 Plum St North, Northfield, MN, 55057, USA
- 131 **Masterchem Industries LLC**, 3135 Old Hwy M, Imperial, MO, 63052, USA
- 132 **Meoded Paint & Decoration**, 6314 SANTA MONICA, LOS ANGELES, California, 90038, USA
- 133 **Meoded Paints and Plasters** (See Meoded Paint & Decoration)
- 134 **Messmer's Inc.**, 9500 Hawley Park Rd PO Box 8, West Jordan, UT, 84081, USA
- 135 **Mia Colore** (See Pure & Original)
- 136 **Mikel and Company** (See TriSealUSA, LLC)
- 137 **Miller Paint Company, Inc.**, 12812 NE Whitaker Way, Portland, OR, 97230, USA
- 138 **Modern Masters, Inc.**, 9380 San Fernando Rd, Sun Valley, CA, 91352, USA
- 139 **Momentive Performance Materials**, 260 Hudson River Road, Waterford, NY, 12188-1921, USA
- 140 **Monopole, Inc.**, 4661 Alger St, Los Angeles, CA, 90039, USA
- 141 **Mylands**, PO Box 1166, Collierville, TN, 38027, USA
- 142 **NCH Corporation**, PO Box 152170, Irving, TX, 75015, USA
- 143 **New Image Coatings, LLC**, 150 Dow St, Manchester, NH, 03101, USA
- 144 **Niles Manufacturing, Inc.**, 1950 Dr Martin Luther King Jr Pkwy, Chico, CA, 95928, USA
- 145 **Old Masters**, 303 19th St SE, Orange City, IA, 51041, USA
- 146 **Old Town Paints LLC**, 9277 Bendel Pl Ste 255, Elk Grove, CA, 95624, USA
- 147 **Olivetti Organic Finishes**, PO Box 460362, San Francisco, CA, 94116, USA
- 148 **One Time** (See Bond Distributing, Ltd.)
- 149 **Osmo Holz und Color GmbH & Co.KG/ Osmo NA**, 4121 1st Ave S, Seattle, WA, 98134, USA
- 150 **Osmo USA** (See Osmo Holz und Color GmbH & Co.KG/ Osmo NA)
- 151 **PCI Acquisition, LLC**, 1940 E Traffic Way, Springfield, MO, 65802, USA
- 152 **Penofin** (See Performance Coatings, Inc.)
- 153 **Performance Coatings, Inc.**, 920 E 14th Ave Ste 201, Kansas City, MO, 64116, USA
- 154 **Perma-Chink Systems, Inc.**, 17635 NE 67th Ct, Redmond, WA, 98052, USA
- 155 **Pioneer Paint Company** (See Janeway Bennett Paint Inc.)
- 156 **Ponderosa Paint Co., Inc.**, 3663 N Clovis Ave, Fresno, CA, 93727, USA



Registered Manufacturers

California Paint Stewardship Program as of 11/1/2016

- 157 **PPG Architectural Finishes, Inc.**, Research Development Center -151 Colfax Street, Springdale, PA, 15144, USA
- 158 **Precision Coatings** (See PCI Acquisition, LLC)
- 159 **Premier Finishes Inc.**, PO Box 3146, Oregon City, OR, 97045, USA
- 160 **Preserva Products, Ltd**, 12860 Earhart Ave, Auburn, CA, 95602, USA
- 161 **ProCoat Products, Inc.**, 260 Centre St Ste D, Holbrook, MA, 02343, USA
- 162 **Protek Paint LTD**, 335 HORNER AVE, TORONTO, ONTARIO, M8W 1Z6, CANADA
- 163 **Pure & Original**, Overstag 20, Lelystad, Flevopolder, 8221 RG, Netherlands
- 164 **Quest Construction Products** (See United Coatings and Hydro-Stop)
- 165 **Quikrete**, 3490 Piedmont Rd Ste 1300 Attn: Tax Department, Atlanta, GA, 30305, USA
- 166 **R-Crete Inc.**, 5 Windflower, Coto De Caza, CA, 92679, USA
- 167 **Rainguard International** (See Weatherman Products, Inc)
- 168 **Ready Seal, Inc.**, 1440 S. State Hwy 121, Suite 3, Lewisville, TX, 75067, USA
- 169 **Richard's Paint Manufacturing Co Inc.**, 200 Paint St, Rockledge, FL, 32955, USA
- 170 **Robson Enterprises, Inc.** (See Tried and True Wood Finishes)
- 171 **Rockwood Pigments NA, Inc.**, 3700 E Olympic Blvd, Los Angeles, CA, 90023, USA
- 172 **Rodda Paint Company**, 6107 N Marine Dr, Portland, OR, 97203, USA
- 173 **Roman Decorating Products, LLC**, 824 State St, Calumet City, IL, 60409, USA
- 174 **RPM Wood Finishes Group, Inc.**, 22 S Center St PO Box 22000, Hickory, NC, 28603, USA
- 175 **Rudd Company, Inc.**, 1141 NW 50th St, Seattle, WA, 98107, USA
- 176 **Rust-Oleum Corporation**, 11 Hawthorne Pkwy, Vernon Hills, IL, 60061, USA
- 177 **S. Vann Inc**, 2941 W MacArthur Ste 138, Santa Ana, CA, 92704, USA
- 178 **SamaN**, 1235 Rue de Lacadie, Victoriaville, Quebec, G6T 1W4, Canada
- 179 **Sansin Corporation, The**, 111 Macnab Street, Strathroy, ON, N7G4J6, USA
- 180 **Sashco, Inc**, 10300 E 107th Place, Brighton, CO, 80601, USA
- 181 **SaverSystems, Inc.**, 800 South 7th St, Richmond, IN, 47374, USA
- 182 **Scotch Paint Corporation**, 555 W 189th St, Gardena, CA, 90248, USA
- 183 **Seal-Krete** (See Convenience Products)
- 184 **Sequoia Paint Co.**, 711 E 19th St., Bakersfield, California, 93305, USA
- 185 **Seymour of Sycamore**, 917 Crosby Ave, Sycamore, IL, 60178, USA
- 186 **Sheffield Bronze Paint Corp.**, 17814 S Waterloo Rd, Cleveland, OH, 44119, USA
- 187 **Sherwin-Williams**, 101 Prospect Ave NW, Cleveland, OH, 44115, USA
- 188 **Sika Corporation**, 201 Polito Ave, Lyndhurst, NJ, 07071, USA
- 189 **Simpson Coatings Group Inc.**, 111 S Maple Ave, South San Francisco, CA, 94080, USA
- 190 **Sinak Corporation**, 1949 W Walnut Ave, San Diego, CA, 92101, USA
- 191 **Skybryte Company**, 3125 Perkins Ave, Cleveland, OH, 44114, USA
- 192 **Smith Paint Products**, 2200 Paxton St, Harrisburg, PA, 17111, USA
- 193 **Somay Products, Inc.**, 4301 NW 35th Ave, Miami, FL, 33142, USA
- 194 **Southern Diversified Products, LLC**, 320 McLain Street, Bedford Hills, NY, 10507, USA
- 195 **Starco Group, The**, 3137 e 26th street, Vernon, CA, 90058, USA



Registered Manufacturers

California Paint Stewardship Program as of 11/1/2016

-
- 196 **Sto Corp.**, 3800 Camp Creek Pkwy SW Bldg 1400 #120, Atlanta, GA, 30331, USA
 - 197 **Structures Wood Care, Inc.**, PO Box 599, Nisswa, MN, 56468, USA
 - 198 **Sun Frog Products, Inc.**, 1980 Willamette Falls Dr Ste 120, West Linn, OR, 97068, USA
 - 199 **Sunnyside Corporation**, 225 Carpenter Ave, Wheeling, IL, 60090, USA
 - 200 **Surtec, Inc.**, 1880 N MacArthur Dr, Tracy, CA, 95376, USA
 - 201 **Sutherland Welles Ltd.**, 5575 Rte 100 N PO Box 180, North Hyde Park, VT, 05665, USA
 - 202 **Sydney Harbour Paint Company**, 1520 Cotner Avenue, Los Angeles, CA, 90025, USA
 - 203 **Synta, Inc.**, 675 Park N Blvd Ste 120, Clarkston, Ga, 30021, USA
 - 204 **TexSton Industries Inc.**, 8025 Deering Ave, Canoga Park, CA, 91304, USA
 - 205 **Texton** (See TexSton Industries Inc.)
 - 206 **Textured Coatings of America, Inc.**, 5950 South Avalon Blvd, Los Angeles, CA, 90003-1384, USA
 - 207 **Texturline Decorative Products** (See Protek Paint LTD)
 - 208 **Tibbetts Newport Corp**, 1640 S Vermont Ave, Los Angeles, CA, 90006, USA
 - 209 **Timber Pro Coatings**, 2232 E Burnside Ave, Portland, OR, 97214, USA
 - 210 **Tried and True Wood Finishes**, 14 Prospect St, Trumansburg, NY, 14886, USA
 - 211 **TriSealUSA, LLC**, 1600 Stethern Ferry, Johns Creek, GA, 30022, USA
 - 212 **True Value Manufacturing Company**, 8600 W Bryn Mawr Ave, Chicago, IL, 60631, USA
 - 213 **United Coatings and Hydro-Stop**, 1465 Pipefitter St, North Charleston, SC, 29405, USA
 - 214 **United Gilsonite Laboratories (UGL)**, 19011 E. Cataldo, Spokane Valley, WA, 99016, USA
 - 215 **United States Gypsum Company**, 550 W Adams St., Chicago, IL, 60661, USA
 - 216 **Valspar Corporation**, 8725 W Higgins Road, Chicago, IL, 60631, USA
 - 217 **Van Sickle Paint Mfg.**, 5700 NW 38th Street, Lincoln, NE, 68501-2222, USA
 - 218 **Vanex, Inc.**, 1700 S Shawnee St PO Box 987, Mt Vernon, IL, 62864, USA
 - 219 **Vermont Natural Coatings, Inc.**, PO Box 512 180 Junction Rd, Hardwick, VT, 05843, USA
 - 220 **Visions Paint Recycling** (See Visions Recycling Inc.)
 - 221 **Visions Recycling Inc.**, 4481 Kilzer Ave, McClellan, CA, 95652, USA
 - 222 **Vista Paint Corporation**, 2020 E Orangethorpe Ave, Fullerton, CA, 92831, USA
 - 223 **Vogel Paint, Inc.**, P. O. Box 380, Orange City, IA, 51041, USA
 - 224 **Ware Products LLC**, 505 Cave Road, Nashville, TN, 37210, USA
 - 225 **Waterlox Coatings Corporation**, 9808 Meech Ave, Cleveland, OH, 44105, USA
 - 226 **Weatherman Products, Inc**, 902 W 18th Street, Costa Mesa, CA, 92627, USA
 - 227 **Westpac Materials**, 341 West Meats Ave. Attn: Todd Landreth, Orange, CA, 92865, USA
 - 228 **Wood Iron Wood Finishes, Inc.**, 10475 Irma Drive, Unit 7, Northglenn, CO, 80233-4227, USA
 - 229 **Wood Kote Products Inc.**, 8000 NE 14th Place, Portland, OR, 97211, USA
 - 230 **XIM Products Inc.**, 1169 Bassett Rd, Westlake, OH, 44145, USA
 - 231 **Yenkin-Majestic Paint Corp.**, 1920 Leonard Ave PO Box 369004, Columbus, OH, 43219, USA
 - 232 **Yolo Colorhouse LLC**, 519 NE Hancock Suite #B, Portland, OR, 97212, USA

**Appendix
Section F**

Date: December 1, 2016

To: PaintCare

From: Dewberry

Subject: PaintCare Program Convenience Goals and 2016 Reporting Year Performance Evaluation

Sections 1 and 2 of this document discuss the PaintCare California Program's convenience goals, modeling techniques, and proposed changes to both. Section 3 evaluates PaintCare's 2016 reporting year convenience levels.

1 Program Convenience Objectives

As described in the 2012 PaintCare California Program Plan, to ensure adequate collection coverage, geographic information system (GIS) models and techniques were used to determine the number and distribution of drop-off sites needed to meet the following convenience criteria:

- **Distribution Criterion** – PaintCare's goal for statewide coverage is to establish one site within 15 miles for 90% of the state's population. I.e., at least 90% of the state's population should be within 15 miles of a drop-off site.

No changes are proposed to the distribution target.

- **Density Criterion** – In addition to securing drop-off sites in locations to meet the statewide distribution criterion, PaintCare proposed to address densely populated areas by providing an additional site for every 30,000 residents in a population center.

PaintCare is proposing a change from 30,000 to 50,000 in the density target, and a revision to how population center is determined.

In the California Program Plan, PaintCare set a goal to provide 750 year-round drop-off sites, optimally located throughout the state, resulting from the distribution and density criteria.

2 GIS Modeling Techniques

GIS models and techniques are used to determine the target number of year-round drop-off sites needed to meet established convenience goals. GIS models are also used on an annual basis to confirm if participating sites provide the target coverage to meet the convenience goals.

2.1 Initial Models and Methods

2.1.1 Initial Model Approach

GIS models were initially developed and used in 2012, when the California program was being established. The initial models, developed by another GIS consulting firm, utilized an approach referred to as "service level" to determine the target number of sites to meet the convenience targets. Service level was defined as the average number of people served by all drop-off sites within and up to 15 miles from a U.S. Census Bureau tract¹. Service level was calculated on a tract-by-tract basis, not on a drop-off site-by-site basis.

¹ A tract, defined in more detail later in this document, is a Census Bureau-defined geographic unit within which a total population can be established.

MEMORANDUM

The initial Service Level GIS Model determined that 750 drop-off sites were needed to meet PaintCare's convenience objectives. This was the baseline target number of sites established in the California Program Plan.

2.1.2 Errors in Initial Model and Resulting Revisions

In 2013, the prior GIS consulting firm (preceding Dewberry involvement) discovered an error in their initial Service Level Model and proposed a revised approach. The error was associated with how the model calculated the average number of people served by each drop-off site ("service level"). The initial model under-counted the number of people that could potentially visit a candidate site, thereby rendering the average number of people served by the candidate site to be artificially low. The model then determined that because sites were serving a low number of people (i.e., offering "high" levels of service), additional drop-off sites were not required. This was the root cause for why the initial model under-counted the number of sites needed.

The revised Service Level Model assumed that the population within 15 miles from a site could visit a site and factored that additional population into the service level determination, resulting in the average number of people being served by each site to be significantly higher (i.e., offering "lower" levels of service). The model then added additional drop-off sites as the means to increase service level until the sites across the state served on average 30,000 people. As a result, the revised Service Level Model resulted in a significantly higher number of sites to meet the same convenience targets. The number of sites needed increased from 750 to 1,200.

Though the initial Service Level Model calculated level of service on a tract-by-tract basis, this was not the case in populated places (the term used by PaintCare in their Program Plan to define densely populated areas). The prior GIS consultant used Census Designated Places (CDPs) from the U.S. Census Bureau as the basis for populated places in California and calculated a single service level value for each CDP rather than for the tracts within each CDP. This approach presented several challenges:

- CDPs are not standardized across the country and vary greatly in population, population density, and in terms of rules used to delineate CDP boundaries, nationwide and within the State of California. As a result, CDPs do not consistently represent areas with high population density (i.e., population centers) across the state.
- Some cities such as San Francisco are not represented with any CDPs at all.
- While many are small, some CDPs in the state are significantly large and calculating a single service level did not account for variations in population density within each CDP, thereby not offering enough precision to accurately estimate a target number of drop-off sites within large cities.
- As a means of mitigating these challenges, the revised Service Level Model discarded use of CDPs or any other representation of populated places altogether. Thus, the revised Service Level Model did not determine the number of sites needed to satisfy density requirements in populated places.

2.1.3 Impact of Model Revisions on Program Baseline

The revised Model resulted in the need for over 1,200 sites to meet the same convenience criteria proposed in the Program Plan. PaintCare did not accept the new recommendation and instead sought the assistance of another firm with GIS expertise (Dewberry) to review the cause of the error, evaluate the proposed revision, and to develop alternative methods or models if it was determined to be necessary.

2.2 Evaluating the Service Level Modeling Approach

In 2015, PaintCare hired Dewberry to assess the Service Level Model, methods and assumptions. Dewberry determined that the approach of Service Level Model (both initial and revised), while technically sound and mathematically accurate, presented several challenges. The modeling methods and assumptions:

- **Did not explicitly model the distribution and density criteria** – The service level approach did not *explicitly* measure and assess whether PaintCare’s two convenience criteria were being met. Instead, service level acted as a “surrogate” approach that measured other dynamics to *indirectly* address distribution and density.

Therefore, when establishing the baseline recommendation for 750 sites as part of program planning, PaintCare was unaware that the Service Level Model did not explicitly determine (a) how many sites were needed to meet the distribution metric and (b) how many were needed to meet the density metric. Additionally, PaintCare was unaware that the annual reporting analysis models – also developed by the prior GIS consultant – were not able to identify specific populated places that were not meeting defined density targets.

- **Did not apply density criteria in populated places only** – The Service Level Model was designed to provide equal levels of service across the entire state, regardless of what areas were considered populated or rural (ignoring PaintCare’s density criterion). This led to an artificially higher target number of required sites because the model suggested additional sites were needed to service the small percentage of state population outside densely populated areas. Both the initial and the corrected Service Level Model from the prior GIS firm produced an exaggerated target site number, though the impact was most pronounced in the corrected service level model. This was not the intent of the density criterion, which was applicable to densely rather than sparsely populated places.
- **Were highly complex** – The Service Level Model used complex “Monte Carlo” simulation approaches involving probability and multiple iterations to account for variability in human behavior (for example, an individual might visit different drop-off sites on different days depending on a variety of factors). This introduced a level of complexity beyond what is needed to address PaintCare’s paint stewardship program needs and rendered the modeling methods difficult to explain and understand to a broad stakeholder audience.

By applying these complex simulation methods, every Service Level Model run produced different results. This further required numerous model runs to determine an “answer.” As a result, it is debatable as to how many model runs were necessary and whether to use an average (mean), or median output from all model runs, the highest output, or the lowest output.

In sum, the model methodology was hard to explain and understand and PaintCare was in a position of “extrapolating” model results that did not directly and explicitly model its convenience criteria.

- **Were not agile** – The Service Level Model, being complex, took a very long time to run for California – upwards of 8 hours per analysis. This made the ability to do “what if” modeling very difficult given the time required. Additionally, the model was not available for direct use by PaintCare, limiting their ability to perform analysis on their own and easily assess model outputs for accuracy.

2.3 Establishing a New Modeling Approach

As a result of its evaluation Dewberry recommended in early 2016 that PaintCare:

- Retire use of the service level modeling approach for program planning activities.
- Develop new GIS models that:

- a. Directly model distribution and density criteria for establishing a baseline goal,
- b. Directly assess if participating drop-off sites meet distribution and density objectives,
- c. Establish a recognized, defensible representation of population centers for the purposes of modeling density,
- d. Are easier to understand, describe and present, and
- e. Are faster to execute and can be run by PaintCare staff.

2.4 Transformed GIS Models

PaintCare accepted these recommendations and throughout 2016 Dewberry developed new GIS models that meet the objectives listed above and measure distribution and density directly.

2.4.1 New GIS Models

The transformed GIS models are being used for California – results of which are summarized herein – and for other PaintCare program states as well. The new GIS models are summarized as follows:

1. **Program Planning Model** – The new Program Planning Model performs two discrete steps, first to determine the minimal number of drop-off sites needed to meet the defined distribution criterion (90% of the state’s population within 15 miles of a drop-off site) and second to determine how many additional sites are needed to satisfy the density criterion.

The Program Planning Model selects the optimal location for the sites needed to satisfy the distribution criterion. These locations are selected from a list of potential retailers (including retailers already participating in the program) provided by PaintCare.

Dewberry recommended use of Urbanized Areas and associated population from the U.S. Census Bureau as the authoritative source for defining population centers. Urbanized areas are described in Section 2.4.3. The Program Planning Model determines the additional number of drop-off sites needed to satisfy the density criterion on an Urbanized Area-by-Urbanized Area basis.

The new Program Planning Model establishes a new program baseline by adding the number (and location) of sites to meet distribution to the additional number of sites needed to meet density.

2. **Distribution Analysis Model** – The Distribution Analysis Model measures the percentage of population of the state (based on U.S. Census bureau block-level population) that falls within 15 miles of established drop-off sites (the prior GIS firm established and used an identical model).
3. **Density Analysis Model** – The new Density Analysis Model determines for each U.S. Census Bureau Urbanized Area (a) how many drop-off sites are needed, (b) how many are present in the Urbanized Area, (c) what the shortfall is, if any, and (d) how many potential retailers are available to choose from to fill the gap.

Additionally, Dewberry devised a set of three data preparation for use in the Program Planning, and Distribution and Density Analysis Models:

4. **Urban Area Population Generator Tool** – Determines the population of Urbanized Areas based on 2010 block-level population data from the U.S. Census Bureau (see Section 2.4.2 for a description of Census blocks and tracts). The outputs from this model are used by the Program Planning and Density Analysis Models discussed above.

This tool calculates the population of Urbanized Areas even though the Census Bureau publishes population values for these areas. This tool is designed to change the source for Urbanized Area population summary calculations as newer population sources become available, from either

MEMORANDUM

governmental or commercial sources. For now, this tool re-calculates Urbanized Area population using source data from the Census Bureau.

Populations generated by this tool are generally higher than the populations published by the U.S. Census Bureau, by a very small percentage, approximately 1-3%, based on how the tool summarizes block-level population data. Dewberry has determined this increase has no bearing on Program Planning and Density Analysis Model outcomes.

5. **Weighted Tract Population Tool** – Aggregates 2010 block-level population data to the Census tract level and “weights” the center of the population in the tract based on the distribution of population within the tract. The Program Planning Model uses population data aggregated to the Census tract level rather than block-level population data.
6. **Population Surface Generator Tool** – Weights the tract-level population to be located near road networks (using 2010 road data from the U.S. Census Bureau) for use by the Distribution Analysis Model. The Distribution Analysis Model uses population weighted to the road network for high accuracy assessment of what percentage of the state’s population are within 15 miles of a site.

2.4.2 Determining Where Residents Live

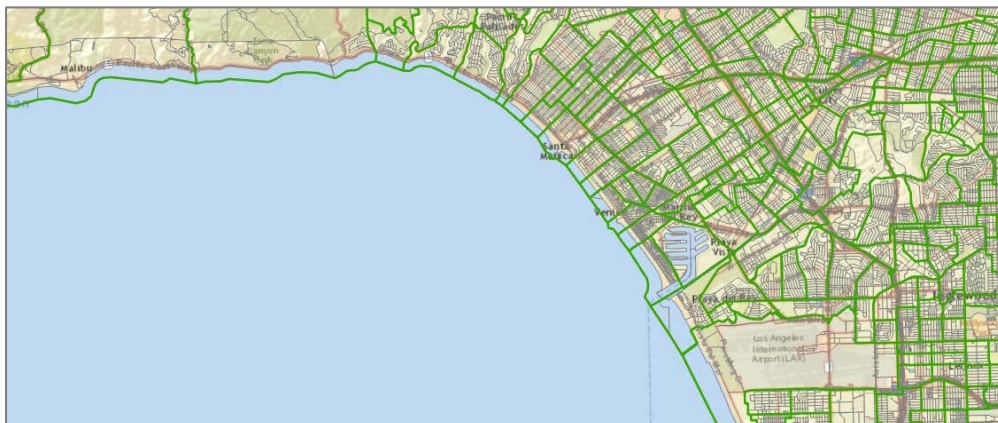
The population of the state of California and the distribution of that population across the state is based on data from the U.S. Census Bureau and the 2010 Census.

The Census Bureau provides population data to the block level. Census blocks are the smallest unit of geography for which population and other demographic data are collected and maintained. Census blocks are typically bounded by streets and water bodies such as streams and creeks. In Urbanized Areas, most blocks typically encompass a single city block. There are over 11,000,000 blocks nationwide and over 700,000 blocks in California.

The GIS data preparation tools aggregate block-level population data to the census tract level – tracts being the next highest order of geographic unit for which population data are available. This is done for optimal performance; use of block-level data is too computationally intensive for typical workstations. Census tracts are roughly equivalent to neighborhoods and typically comprise a population of between 2,500 and 8,000 people. There are approximately 8,000 tracts in California.

Figure 1 illustrates Census blocks (gray) and tracts (green) in the Santa Monica and Marina del Rey region of Los Angeles County. More densely populated areas are represented with smaller blocks and tracts as compared to less densely populated areas such as the mountainous areas toward Malibu.

Figure 1 – Example of Census Blocks and Tracts



2.4.3 Use of Urbanized Areas for Density Criterion Evaluation

Census Bureau Urbanized Areas were recommended as the authoritative representation of densely populated areas as they provide a defensible, consistent nationwide representation of areas with high-density concentrations of population, i.e., population centers. By definition, an Urbanized Area has a minimum of 50,000 residents. An Urban Cluster is a similar geographic representation of densely populated areas with population between 2,500 and 50,000. There are 57 Urbanized Areas in the state of California.

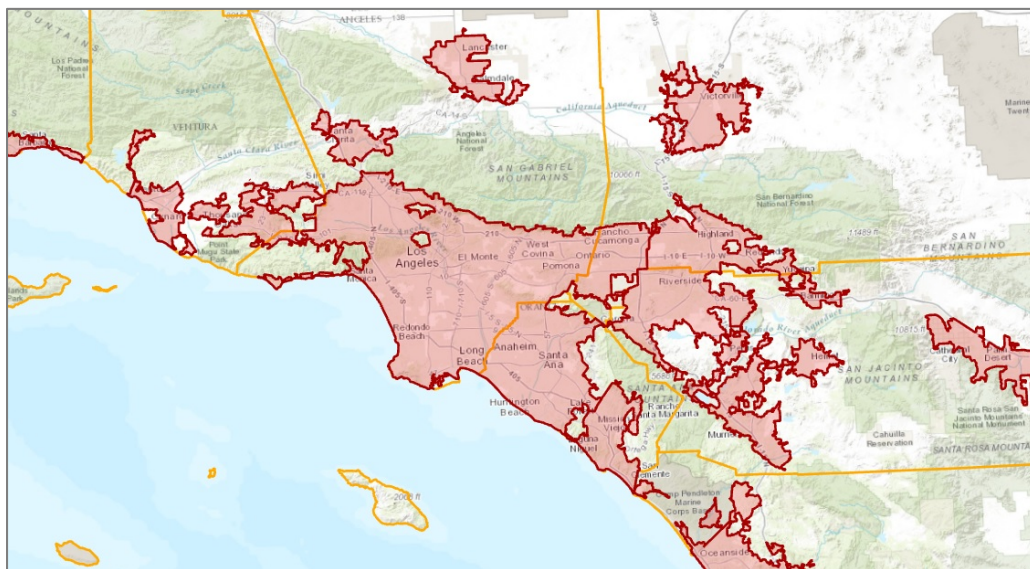
Urbanized Areas and Urban Clusters are provided by the Census Bureau to delineate areas of concentrated population, i.e., an “urban footprint,” as a means to distinguish between urban and rural areas. Unlike CDPs, Urbanized Areas and Urban Clusters are defined consistently nationwide.

The Census Bureau uses documented and repeatable methodology and rules to identify and delineate Urbanized Areas and Urban Clusters. Urbanized Areas and Urban Clusters are defined based on:

- Residential population density as defined by Census block and tract size and population (initially select tracts with a population density of 1,000 people per square mile, or PPSM) and then iteratively add adjacent and contiguous tracts and blocks of 500 PPSM,
- Amount of built up area within Census blocks (as defined in the National Land Cover Database, used to confirm that there is urban development within those blocks),
- Identification of nearby “enclaves” of land that are functionally or economically tied to the Urbanized Area “core” (explaining why some Urbanized Areas have thin appendages extending some distance from the “core” of the Area), and
- Rules for minimizing the number of indentations and bump-outs, as a means of ensuring Urbanized Area shapes are not overly complex.

Figure 2 illustrates the Urbanized Areas in the Los Angeles County. A single large Urbanized Area represents most of the Los Angeles metropolitan region, covering a population of over 12,000,000. Other Urbanized Areas surround this large area and include Riverside-San Bernardino, Mission Viejo, Thousand Oaks, Simi Valley, Oxnard, Lancaster-Palmdale, and others.

Figure 2 – Example of Census Bureau Urbanized Areas



2.4.4 Subdividing Large Urbanized Areas into Sub-Regions for Analysis and Reporting

Several of the Urbanized Areas across the state are very large both geographically and in terms of population. PaintCare has chosen to sub-divide four of the Urbanized Areas into smaller sub-regions for a more manageable density analysis and reporting as summarized in Table 1. This includes the Los Angeles-Long Beach-Anaheim, San Francisco-Oakland, San Diego, and Concord Urbanized Areas. The sub-regions for these four Urbanized Areas are shown in Figures 3-6 on the following pages.

By dividing these four Urbanized Areas into sub-regions, the state now has **73 Urbanized Areas and sub-regions in total**. The GIS models determine the number of sites needed to meet density coverage targets in those 73 areas and determine if participating year-round and supplemental sites satisfy the minimum number of sites within each area.

It should be noted that the names shown in the left column are the names given to the Urbanized Areas by the Census Bureau. However, these names do not always encompass all the areas within an Urbanized Area. For example, the San Francisco-Oakland Urbanized Area includes all or parts of several counties including Alameda, Contra Costa, Marin, San Francisco, and San Mateo.

Table 1 – Subdivided Urbanized Areas

Urbanized Area	Population	Approach for Creating Sub-Regions
Los Angeles-Long Beach-Anaheim	12,168,000	<p>Sub-divided into 10 regions based on planning area boundaries from the Los Angeles County Department of Regional Planning (LA County DRP):</p> <ul style="list-style-type: none"> • San Fernando Valley East and West – The LA County DRP San Fernando Valley planning area was further split into two sub-areas – east and west – along the I-5 and I-405 freeways. • Malibu – Portions of the Census Bureau Urbanized Area in Malibu were excluded because the portion of Malibu has a population of less than 30,000.
San Francisco-Oakland	3,297,000	Sub-divided into 5 regions based on logical geographic groupings.
San Diego	2,976,000	<p>Sub-divided into 3 regions based on metropolitan statistical areas (MSAs) from the San Diego Association of Governments (SANDAG), San Diego's regional planning agency including the following actions combining several SANDAG MSAs:</p> <ul style="list-style-type: none"> • North County – SANDAG's North County East and North County West MSAs are combined into a single region. • Central, East and South Suburban – SANDAG's Central (downtown), Eastern Suburban and South Suburban MSAs are similarly combined.
Concord	618,448	Sub-divided into 2 regions, roughly north and south.

Figure 3 – Los Angeles-Long Beach-Anaheim Urbanized Area Sub-Regions



Figure 4 – San Francisco-Oakland Urbanized Area Sub-Regions



Figure 5 – San Diego Urbanized Area Sub-Regions

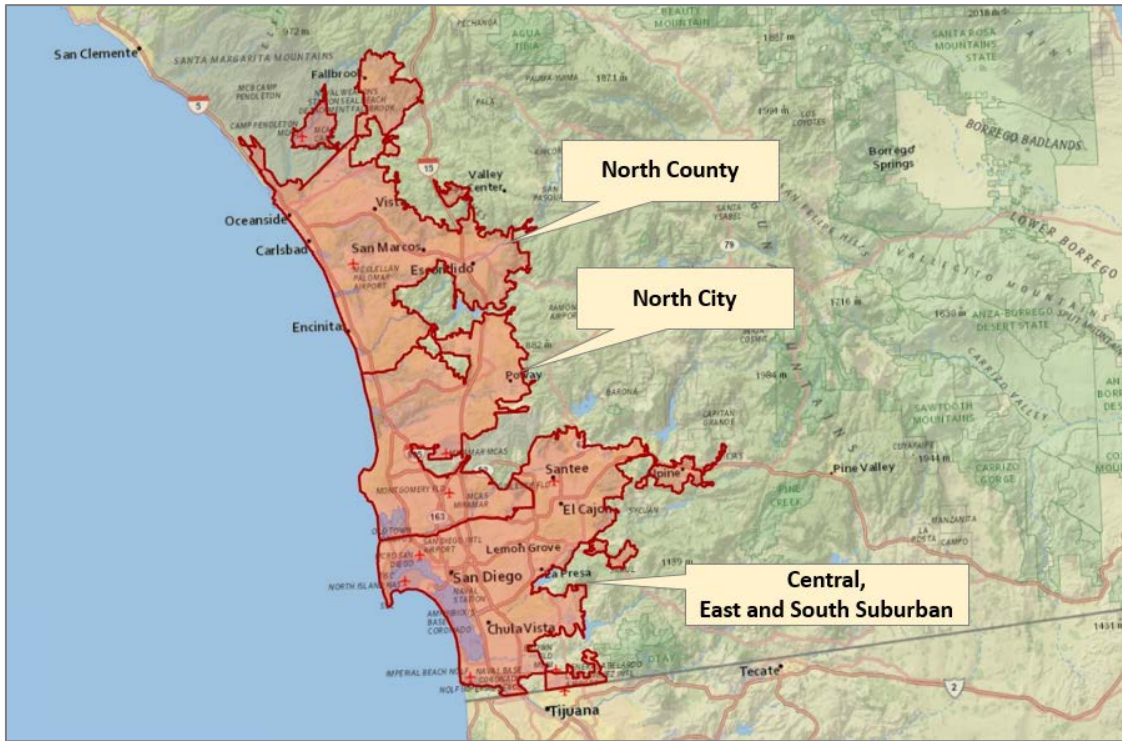


Figure 6 – Concord Urbanized Area Sub-Regions



2.4.5 Service Areas for Select Drop-Off Sites

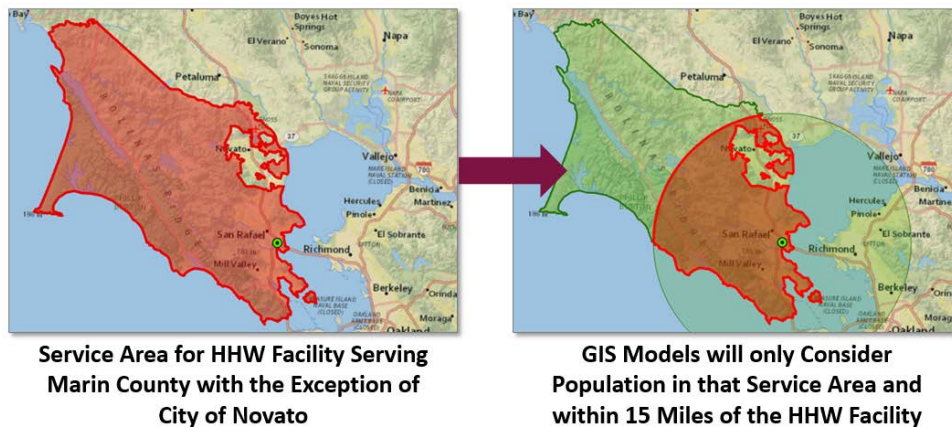
Some drop-off sites have defined service areas, primarily household hazardous waste (HHW) facilities and events, serving only residents within those defined areas. 339 of the 975 year-round and supplemental sites have defined service areas. These service areas were delineated on a map and were used by the Distribution and Density Analysis Models to provide an accurate assessment of population served by these sites.

Figure 7 illustrates an example of a defined service area and how this service area is used by the Distribution Analysis Model to determine percentage of population served. The HHW facility in San Rafael serves the majority of Marin County.

The map on the left illustrates the geographic extent (red areas) of the service area for San Rafael’s HHW facility (shown as a green dot on the map). The Distribution Analysis Model assumes that the HHW facility is only convenient to residents in that service area within 15 miles of the facility. The map on the right shows the adjusted service area boundary used for determining population served.

The Distribution Analysis Model only counts population within the red-shaded area in the map on the right. This approach is applied to all 339 sites across the state with defined service areas.

Figure 7 – Example of Calculating Distribution Coverage Using Defined Drop-Off Site Service Areas



3 California Program Performance

The remaining sections in this memorandum describe a new target number of year-round drop-off sites based on the revised Program Planning model as well as the program's performance against target service level goals in 2016 reporting year.

3.1 Revised Performance Baseline

The 2012 California Program Plan set a target baseline of 750 year-round drop-off sites to ensure 90% of the state's population is within 15 miles of a drop-off site and to ensure that collection sites in population centers serve on average 30,000 residents each.

In 2013, the prior GIS consultant recommended a new methodology for the service level modeling approach which established over 1,200 sites as a new baseline to meet defined service level targets.

In 2016, Dewberry's new Program Planning Model resulted in a similar outcome, determining that 1,141 sites would be needed to meet the established service level targets – 41 sites to ensure 90% of the state's population is within 15 miles of a drop-off site (shown in Figure 8) and an additional 1,100 sites needed in Urbanized Areas and Urban Clusters with a population greater than 30,000, based on the requirement of one site per 30,000 residents in those areas.

Thus, PaintCare is proposing, and has previously discussed with the CalRecycle, to revise its density criterion target to one additional site per **50,000** residents in Urbanized Areas. There are 73 Urbanized Areas and sub-regions in the state with a population of 50,000 or greater, as shown in Figure 8.

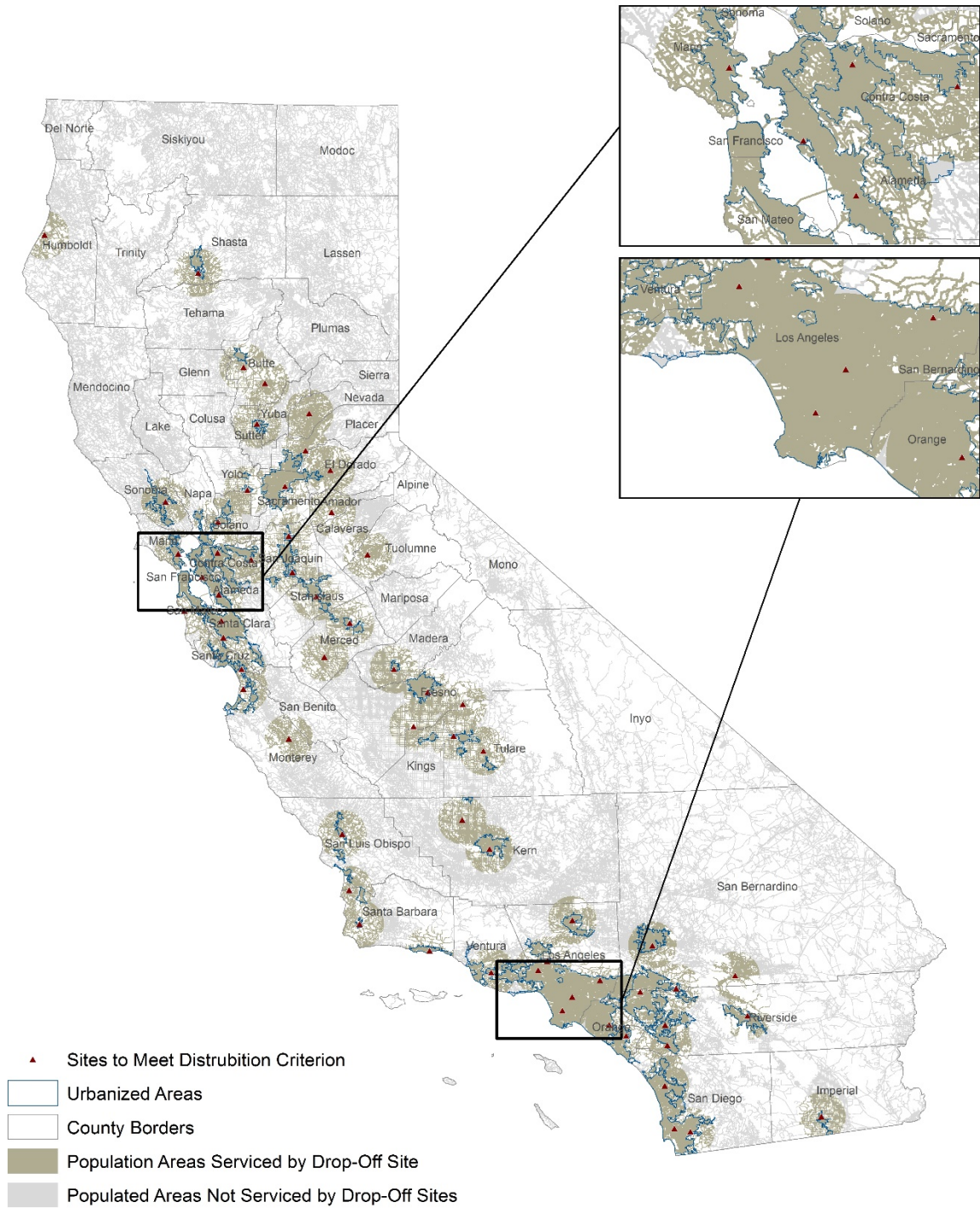
Based on the revised convenience criteria of ensuring 90% of the state's population is within 15 miles of a drop-off site and adding one additional site for every 50,000 residents in Urbanized Areas, the following new performance baseline is established:


Table 2 – New California Program Performance Baseline

	Count	Comment
Distribution		
Year-Round Drop-Off Sites for Distribution	41	41 sites, optimally placed, are required to ensure 90% of the state's population is within 15 miles of a drop-off site. Figure 8 shows the optimal sites, selected from amongst 1,808 candidate retailers, that best serve 90% of state residents.
Density		
Year-Round Drop-Off Sites for Density	642	An additional 642 sites are needed in the 73 Urbanized Areas and sub-regions to provide one additional site for each 50,000 residents of an Urbanized Area.
Sites Already in Urbanized Areas for Distribution	38	Of the 41 sites selected to meet the distribution criterion, 38 are located in Urbanized Areas or sub-regions.
Adjusted Year-Round Drop-Off Sites for Density	604	Assuming that the 38 sites in Urbanized Areas participate in the program, then an additional 604 are required to satisfy the density criterion.
Baseline Year-Round Drop-Off Sites		
Total sites needed	645	41 sites are required to meet the distribution coverage target and an additional 604 sites are needed to meet density coverage targets.

MEMORANDUM

Figure 8 – Target Year-Round Drop-Off Sites to Meet the Distribution Criterion, and Urbanized Areas and Sub-Regions



 Data Sources: PaintCare and US Census Bureau 2010 / 2013 Tiger Line Files

3.2 2016 Participating Drop-Off Sites

Table 3 summarizes the participating drop-off sites in the reporting period. This includes both year-round sites as well as supplemental sites.

Table 3 – 2016 Drop-Off Sites

Site Type	Year-Round	Year-Round and Supplemental (Total)
Household Hazardous Waste (HHW) Event	1	171
Household Hazardous Waste (HHW) Facility	111	121
Landfill	3	3
Paint Recycler	6	7
PaintCare Event	N/A	5
Recycling Center	5	5
Reuse Store	7	7
Retailer	607	617
Transfer Station	30	31
Other	6	8
Total	776	975

Figure 9 shows the location of participating year-round sites in 2016 (776 sites total). Figure 10 shows the location of all participating drop-sites in 2016, both year-round and supplemental (975 sites total).

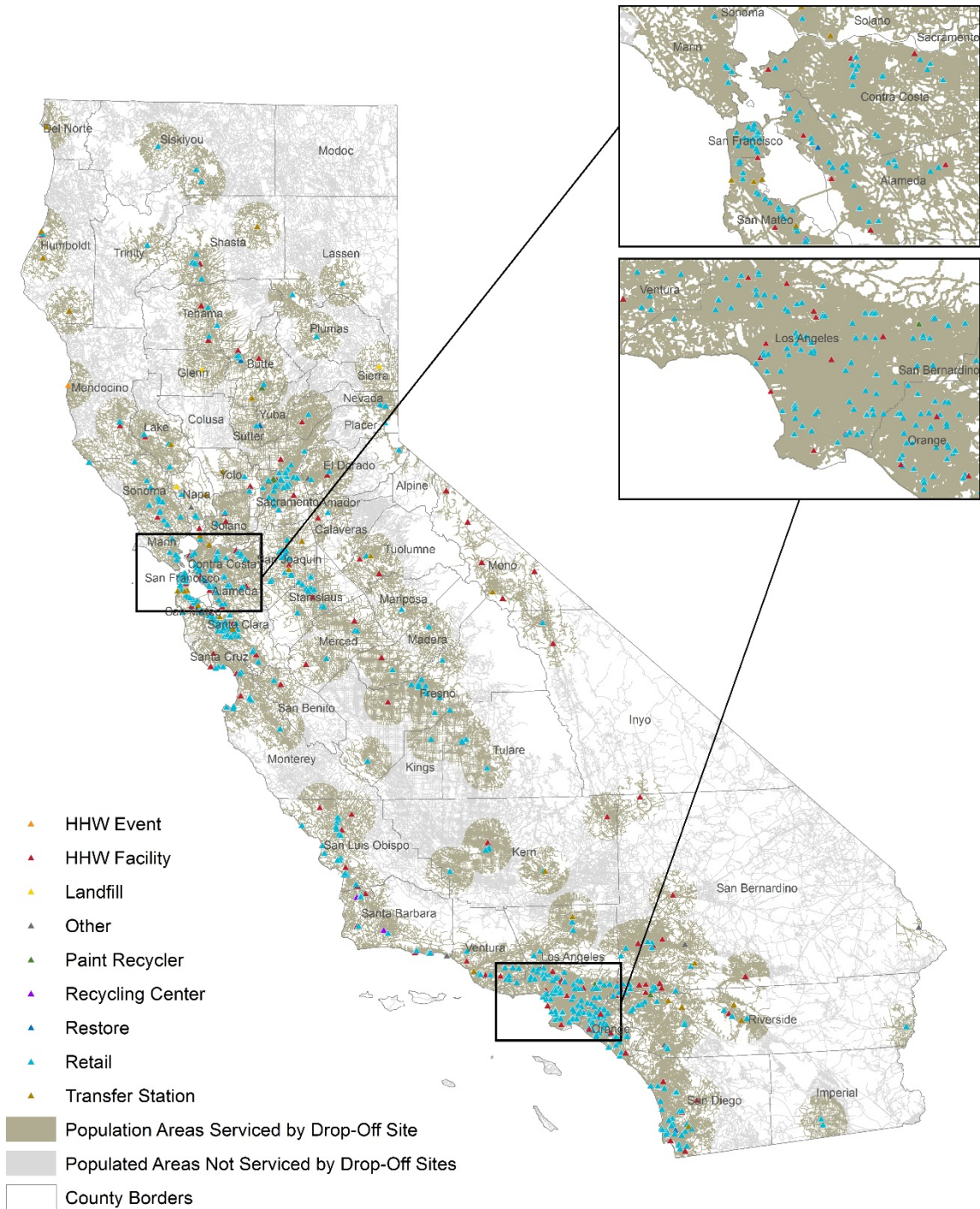
3.3 Determining Distribution Criterion Performance

The distribution criterion target is for 90% of the state's population to be located within 15 miles of at least one year-round drop-off site. Given the currently participating drop-off sites, as shown in Table 3 and Figures 9 and 10, PaintCare is meeting its distribution criterion target (based on a total state population of 37,254,000, based on the 2010 U.S. Census):

Table 4 – Population within 15 Miles of a Drop-Off Site in 2016

Drop-Off Sites	Population Covered	Percentage of Total Population Covered
Year-Round Sites	36,515,700	98.0%
Year-Round and Supplemental Sites	36,777,800	98.7%

Figure 9 – Year-Round Sites




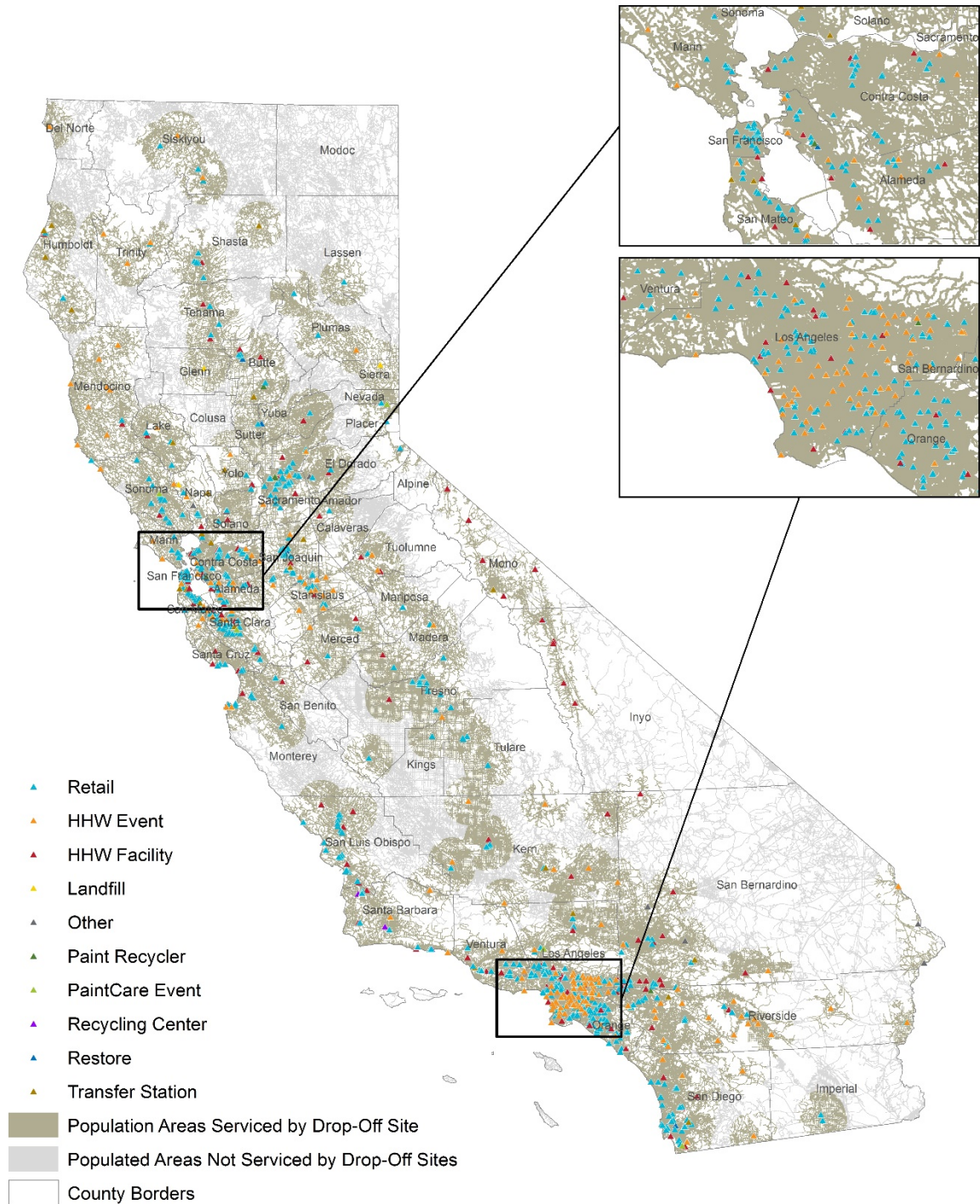

 Data Sources: PaintCare and US Census Bureau 2010 / 2013 Tiger Line Files

Figure 10 – Year-Round and Supplemental Sites



 Data Sources: PaintCare and US Census Bureau 2010 / 2013 Tiger Line Files

3.4 Determining Density Criterion Performance

The proposed revised density criterion provides one additional drop-off site for every 50,000 residents of an Urbanized Area, as defined by the U.S. Census Bureau. As noted earlier, there are 57 Urbanized Areas in the state with a population of 50,000 or greater. Several of the larger Urbanized Areas were subdivided into smaller regions, increasing the number of Urbanized Areas and sub-regions to 73. The density criterion was calculated for these Urbanized Areas and sub-regions and when aggregated to the state level added up to 642 sites.

The Density Analysis Model determines the number of sites needed within each Urbanized Area and sub-region, confirms how many sites are currently participating in those Urbanized Areas and sub-regions, and then identifies the Urbanized Areas or sub-regions not meeting density coverage targets. PaintCare and CalRecycle can then decide how best to address gaps (shortfalls of participating drop-off sites) in those Urbanized Areas or sub-regions.

3.4.1 Year-Round Sites

Table 5 summarizes performance against density coverage targets for each Urbanized Area and sub-region when considering PaintCare's year-round sites (776 sites total). Of the 73 Urbanized Areas and sub-regions in the state, 23 do not meet the revised density coverage targets.

3.4.2 Year-Round and Supplemental Sites

Table 5 also summarizes performance against density coverage targets for each Urbanized Area and sub-region when considering both year-round as well as supplemental sites (975 sites total). Of the 73 Urbanized Areas and sub-regions in the state, 12 continue not to meet density coverage targets requirements.

The following Urbanized Areas and sub-regions did not meet density coverage targets with year-round sites only, but did meet density coverage targets when including supplemental sites:

- Orange County North sub-region of the Los Angeles Urbanized Area
- Metro sub-region of the Los Angeles Urbanized Area
- Gateway Communities sub-region of the Los Angeles Urbanized Area
- South Bay sub-region of the Los Angeles Urbanized Area
- Westside sub-region of the Los Angeles Urbanized Area
- East San Gabriel Valley sub-region of the Los Angeles Urbanized Area
- West San Gabriel Valley sub-region of the Los Angeles Urbanized Area
- East Bay North sub-region of the San Francisco-Oakland Urbanized Area
- North County sub-region of the San Diego Urbanized Area
- Murrieta-Temecula-Menifee Urbanized Area
- Santa Clarita Urbanized Area

The 12 Urbanized Areas still not meeting density coverage targets when factoring in supplemental sites are identified in Table 5.

Table 5 – Urbanized Areas and Performance Against Density Coverage Targets

Urbanized Area	Population	No. of Sites Required	Density Target	Year-Round Sites Only		Year-Round and Supplemental Sites		
				Participating Site Count	Shortfall	Density Target	Participating Site Count	Shortfall
Los Angeles-Long Beach-Anaheim								
Orange County North	2,442,338	48	Not Meeting	45	3	Meeting	48	
Metro	1,855,006	37	Not Meeting	7	30	Not Meeting	12	25
Gateway Communities	1,700,138	34	Not Meeting	20	14	Meeting	36	
San Fernando Valley East	1,157,483	23	Not Meeting	17	6	Not Meeting	19	4
South Bay	1,026,980	20	Not Meeting	12	8	Meeting	23	
Westside	999,134	19	Not Meeting	16	3	Meeting	20	
East San Gabriel Valley	942,439	18	Not Meeting	12	6	Meeting	24	
West San Gabriel Valley	941,593	18	Not Meeting	11	7	Meeting	25	
San Fernando Valley West	647,768	12	Not Meeting	10	2	Not Meeting	11	1
Ontario	609,673	12	Meeting	16		Meeting	16	
San Francisco-Oakland								
East Bay North	1,044,376	20	Not Meeting	15	5	Meeting	21	
San Francisco	806,166	16	Meeting	21		Meeting	21	
San Mateo	695,308	13	Meeting	26		Meeting	30	
East Bay South	531,100	10	Not Meeting	8	2	Not Meeting	9	1
Marin County	241,780	4	Meeting	10		Meeting	10	
San Diego								
Central, East and South Suburban	1,456,328	29	Not Meeting	18	11	Not Meeting	22	7
North County	787,960	15	Not Meeting	14	1	Meeting	15	
North City	732,138	14	Meeting	17		Meeting	18	

Table 5 – Urbanized Areas and Performance Against Density Coverage Targets

Urbanized Area	Population	No. of Sites Required	Year-Round Sites Only			Year-Round and Supplemental Sites		
			Density Target	Participating Site Count	Shortfall	Density Target	Participating Site Count	Shortfall
Riverside-San Bernardino	1,950,721	39	Not Meeting	20	19	Not Meeting	24	15
Sacramento	1,739,141	34	Meeting	38		Meeting	39	
San Jose	1,674,435	33	Meeting	43		Meeting	49	
Fresno	661,284	13	Not Meeting	11	2	Not Meeting	11	2
Concord								
Concord North	390,650	7	Meeting	12		Meeting	12	
Concord South	236,795	4	Meeting	5		Meeting	8	
Mission Viejo-Lake Forest-San Clemente	587,673	11	Meeting	11		Meeting	12	
Bakersfield	526,075	10	Not Meeting	5	5	Not Meeting	5	5
Murrieta-Temecula-Menifee	448,890	8	Not Meeting	6	2	Meeting	9	
Stockton	375,171	7	Meeting	12		Meeting	12	
Oxnard	371,007	7	Meeting	7		Meeting	8	
Modesto	361,513	7	Meeting	10		Meeting	16	
Indio-Cathedral City	350,709	7	Meeting	10		Meeting	14	
Lancaster-Palmdale	343,025	6	Not Meeting	5	1	Not Meeting	5	1
Victorville-Hesperia	333,745	6	Meeting	6		Meeting	6	
Santa Rosa	323,201	6	Meeting	12		Meeting	13	
Antioch	278,712	5	Meeting	5		Meeting	7	
Santa Clarita	263,447	5	Not Meeting	3	2	Meeting	6	
Visalia	223,449	4	Not Meeting	3	1	Not Meeting	3	1
Thousand Oaks	220,090	4	Meeting	6		Meeting	6	

Table 5 – Urbanized Areas and Performance Against Density Coverage Targets

Urbanized Area	Population	No. of Sites Required	Year-Round Sites Only			Year-Round and Supplemental Sites		
			Density Target	Participating Site Count	Shortfall	Density Target	Participating Site Count	Shortfall
Santa Barbara	200,529	4	Meeting	9		Meeting	10	
Salinas	193,550	3	Meeting	4		Meeting	4	
Santa Cruz	175,380	3	Meeting	5		Meeting	5	
Hemet	166,197	3	Not Meeting	2	1	Not Meeting	2	1
Vallejo	165,754	3	Meeting	3		Meeting	3	
Merced	139,487	2	Meeting	2		Meeting	2	
Fairfield	135,019	2	Meeting	2		Meeting	2	
Santa Maria	131,102	2	Meeting	4		Meeting	4	
Simi Valley	126,788	2	Meeting	2		Meeting	2	
Redding	122,727	2	Meeting	8		Meeting	8	
Yuba City	119,620	2	Meeting	2		Meeting	2	
Seaside-Monterey	116,786	2	Meeting	4		Meeting	6	
El Centro-Calexico	108,398	2	Meeting	2		Meeting	2	
Gilroy-Morgan Hill	103,176	2	Meeting	5		Meeting	5	
Turlock	102,406	2	Meeting	2		Meeting	3	
Chico	101,591	2	Meeting	5		Meeting	5	
Vacaville	95,363	1	Meeting	3		Meeting	3	
Hanford	89,846	1	Meeting	1		Meeting	1	
Tracy	88,648	1	Meeting	3		Meeting	4	
Napa	87,969	1	Meeting	4		Meeting	4	
Manteca	86,516	1	Meeting	3		Meeting	3	
Livermore	82,550	1	Meeting	3		Meeting	3	

Table 5 – Urbanized Areas and Performance Against Density Coverage Targets

Urbanized Area	Population	No. of Sites Required	Density Target	Year-Round Sites Only		Year-Round and Supplemental Sites		
				Participating Site Count	Shortfall	Density Target	Participating Site Count	Shortfall
Madera	79,905	1	Meeting	1		Meeting	1	
Watsonville	79,363	1	Meeting	2		Meeting	2	
Davis	73,680	1	Meeting	1		Meeting	1	
Camarillo	72,883	1	Meeting	3		Meeting	3	
Porterville	72,093	1	Meeting	1		Meeting	1	
Lodi	71,072	1	Meeting	1		Meeting	2	
Paso Robles-Atascadero	69,389	1	Meeting	10		Meeting	10	
Petaluma	68,026	1	Meeting	4		Meeting	4	
San Luis Obispo	61,385	1	Meeting	5		Meeting	5	
Woodland	55,854	1	Meeting	2		Meeting	2	
Arroyo Grande-Grover Beach	54,906	1	Meeting	4		Meeting	4	
Delano	54,542	1	Not Meeting	0	1	Not Meeting	0	1
Lompoc	53,002	1	Meeting	2		Meeting	2	